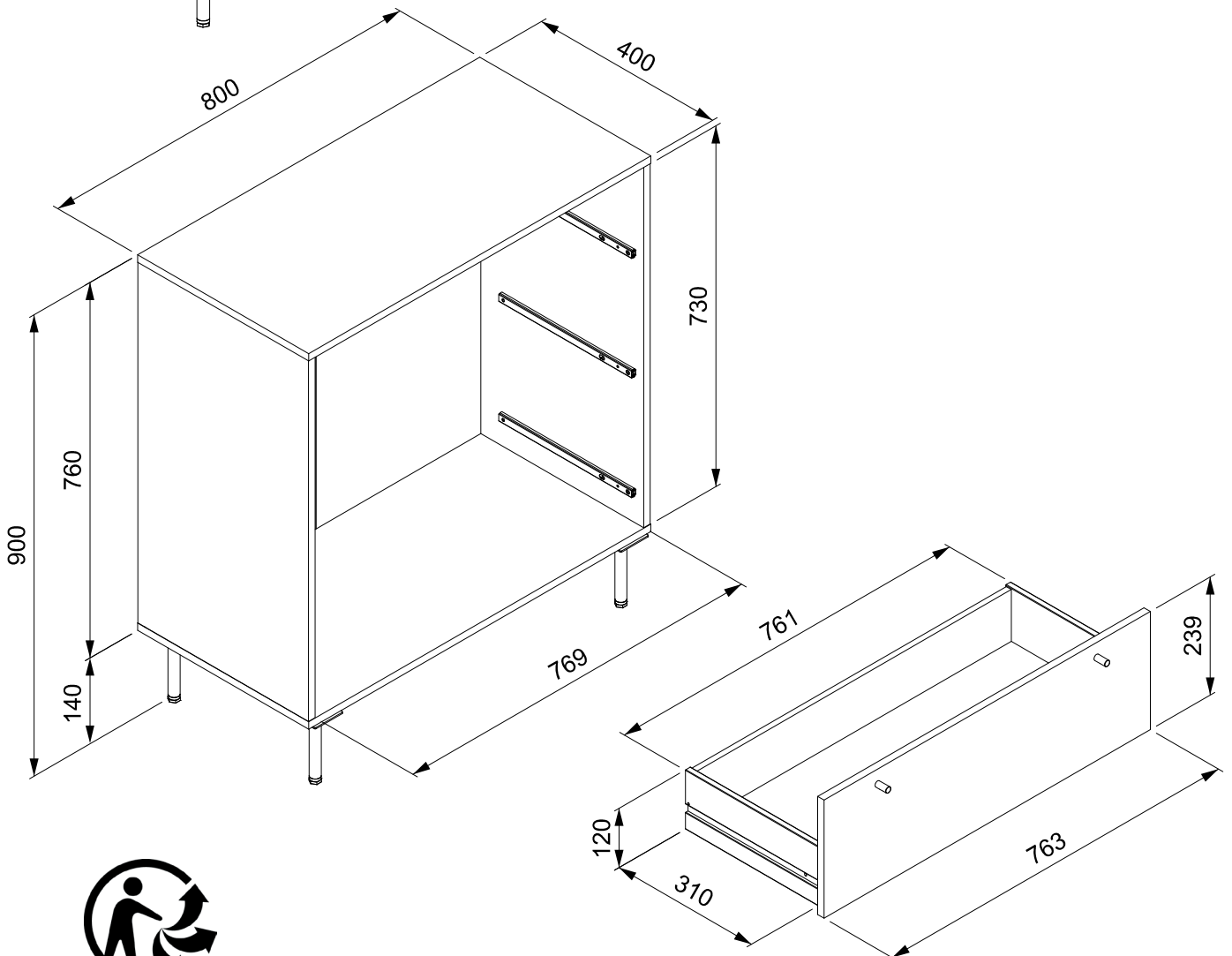
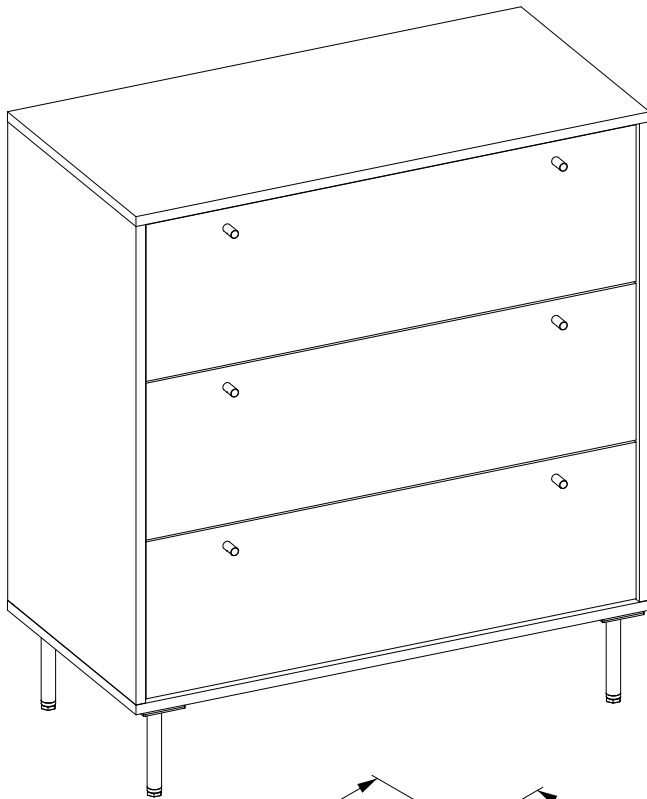


# CAS03A/137



# CAS03A/137



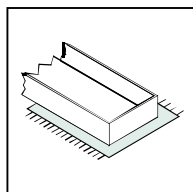
- Ⓛ Please follow the manufacturer's instructions!
- Ⓒ Please generally follow the manufacturer's instructions!
- Ⓓ Suivez toujours les instructions du fabricant!
- Ⓝ Volg steeds de handleiding van de producent!
- Ⓔ Siga siempre las instrucciones del fabricante!
- Ⓜ Stale przestrzegaj instrukcji producenta!

- Ⓜ Всегда следуйте инструкции производителя!
- Ⓘ Seguire sempre le istruzioni del produttore!
- Ⓜ Mindig tartsa be a gyártó utasításait!
- Ⓟ Siga sempre as instruções do fabricante!
- Ⓒ Vždy dodržujte pokyny výrobce!




- Ⓛ Verwenden Sie zur Reinigung nur ein feuchtes Tuch!
- Ⓒ Please only clean with a damp cloth!
- Ⓓ N'utilisez qu'un chiffon humide pour le nettoyage!
- Ⓝ Gebruik voor de reiniging enkel een vochtige doek!
- Ⓔ Para limpiar utilice sólo un paño húmedo!
- Ⓜ Do czyszczenia używaj wilgotnej szmatki!

- Ⓜ Для очистки используйте только влажную ткань!
- Ⓘ Per la pulizia, utilizzare solo un panno umido!
- Ⓜ A tisztításhoz elegendő egy nedves kendő használat!
- Ⓟ Para a limpeza use apenas um pano húmido!
- Ⓒ Pro čištění používejte pouze vlhký hadřík!



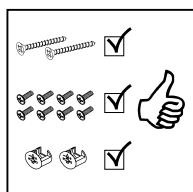
- Ⓛ Bauen Sie das Produkt auf einer Unterlage auf!
- Ⓒ Please mount the product on a bottom support!
- Ⓓ Montez le produit sur une base!
- Ⓝ Monteer het product op een basis!
- Ⓔ Monte el producto sobre una base!
- Ⓜ Rozkładaj produkt na podkładce!

- Ⓜ Собирайте изделие на подстилке!
- Ⓘ Montare il prodotto su un supporto!
- Ⓜ Az összeszereléskor helyezzen a termék alá megfelelő alátétet!
- Ⓟ Monte o produto numa superfície plana!
- Ⓒ Výrobek smontujte na pevném podkladu!




- Ⓛ Verwenden Sie das Produkt nur in Innenräumen!
- Ⓒ Please exclusively use the product indoors!
- Ⓓ N'utilisez le produit qu'à l'intérieur!
- Ⓝ Gebruik het product enkel binnenshuis!
- Ⓔ Utilice el producto sólo en interiores!
- Ⓜ Używaj produkt tylko w pomieszczeniach wewnętrznych!

- Ⓜ Используйте изделие только во внутренних помещениях!
- Ⓘ Utilizzare il prodotto solo in ambienti interni!
- Ⓜ A termék csak bel terekben használható!
- Ⓟ Use o produto apenas no interior!
- Ⓒ Používejte výrobek pouze uvnitř!



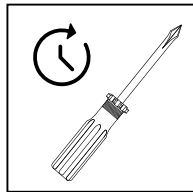
- Ⓛ Legen Sie die Beschläge zusammen und prüfen Sie die Vollständigkeit!
- Ⓒ Please join the fittings and verify their completeness!
- Ⓓ Pliez les raccords ensemble et vérifiez qu'ils sont complets!
- Ⓝ Leg de onderdelen samen en controleer de volledigheid!
- Ⓔ Junte los accesorios y compruebe que están todos!
- Ⓜ Rozłóż poszczególne części i sprawdź kompletność!

- Ⓜ Положите фурнитуру в одно место и проверьте комплектность!
- Ⓘ Mettere insieme le guarnizioni e verificarne la completezza!
- Ⓜ Állítsa össze a sarokvasakat, és ellenőrizze, hogy épek-e!
- Ⓟ Coloque os encaixes juntos e verifique se estão completos!
- Ⓒ Složte armatury a zkontrolujte úplnost!



- Ⓛ Bei fehlenden Teilen kontaktieren Sie den Hersteller!
- Ⓒ If parts are missing, please turn to the manufacturer!
- Ⓓ En cas de pièces manquantes, veuillez contacter le fabricant!
- Ⓝ Contacteer de fabrikant als er onderdelen ontbreken!
- Ⓔ En el caso de que falten piezas, póngase en contacto con el fabricante!
- Ⓜ W razie braku części skontaktuj się z producentem!

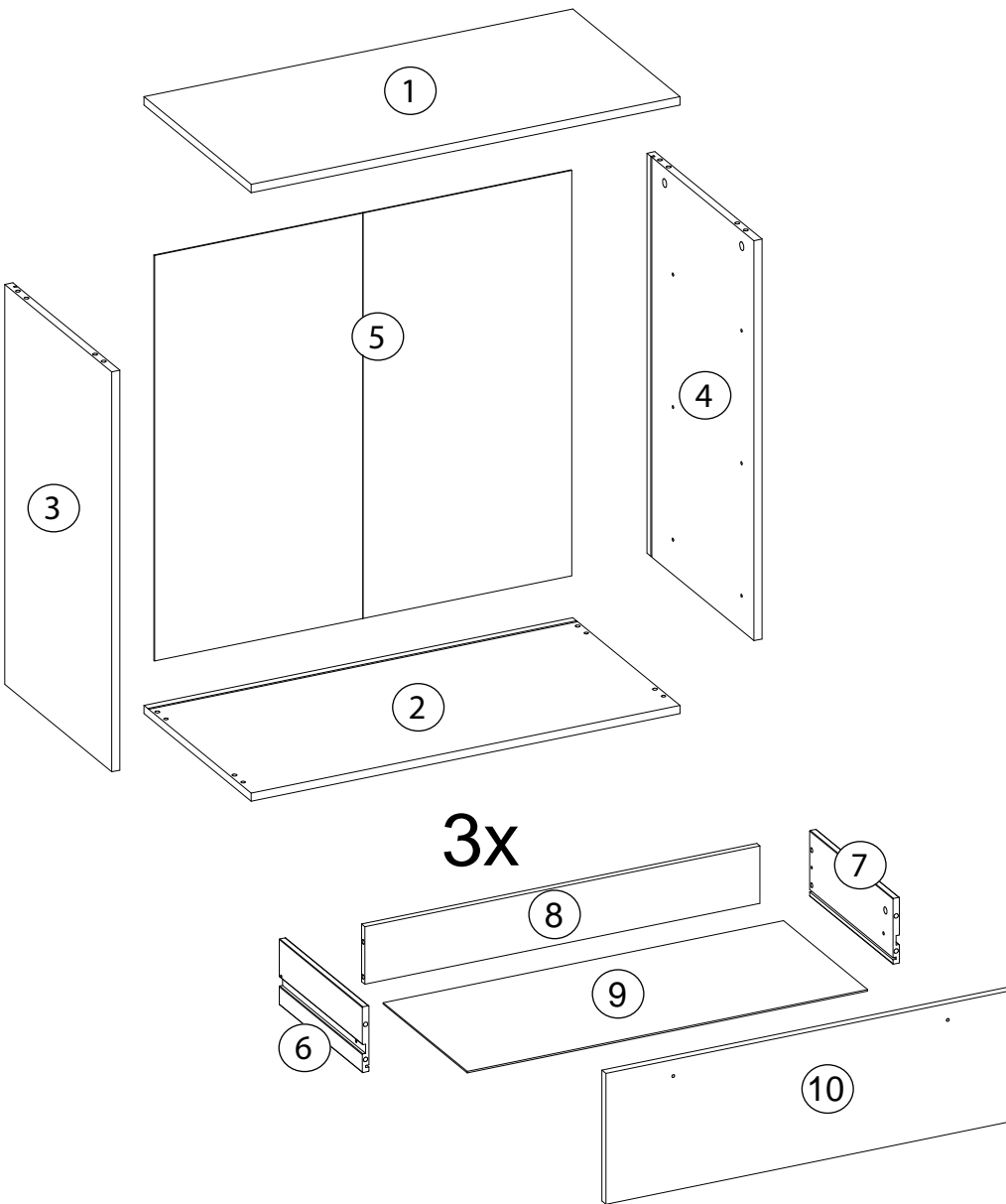
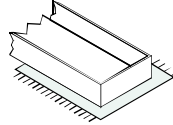
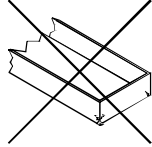
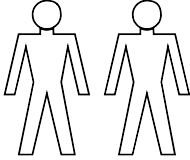


- Ⓜ При отсутствии каких-либо частей обратитесь к производителю!
- Ⓘ In caso di pezzi mancanti, contattare il produttore!
- Ⓜ Ha hiányozna valamelyik elem, lépjen kapcsolatba a gyártóval!
- Ⓟ Em caso de peças em falta, entre em contato com o fabricante!
- Ⓒ Pro chybějící díly kontaktujte výrobce!



- Ⓛ Ziehen Sie die Schrauben nach einiger Zeit des Gebrauchs erneut fest!
- Ⓒ Please re-tighten the screws after having used the product for a while!
- Ⓓ Resserrer les vis après un certain temps d'utilisation!
- Ⓝ Draai de schroeven na een zekere gebruikstijd opnieuw vast!
- Ⓔ Asegure de nuevo los tornillos tras usarlo durante un tiempo!
- Ⓜ Po pewnym czasie użytkowania ponownie dokręć śruby!

- Ⓜ Спустя некоторое время использования подкрутите гайки!
- Ⓘ Stringere nuovamente le viti dopo un certo periodo di utilizzo!
- Ⓜ A használat során némi idő elteltével húzza meg újra a csavarokat!
- Ⓟ Reaperte os parafusos após algum tempo de uso!
- Ⓒ Po určité době používání šrouby znovu utáhněte!

# CAS03A/137



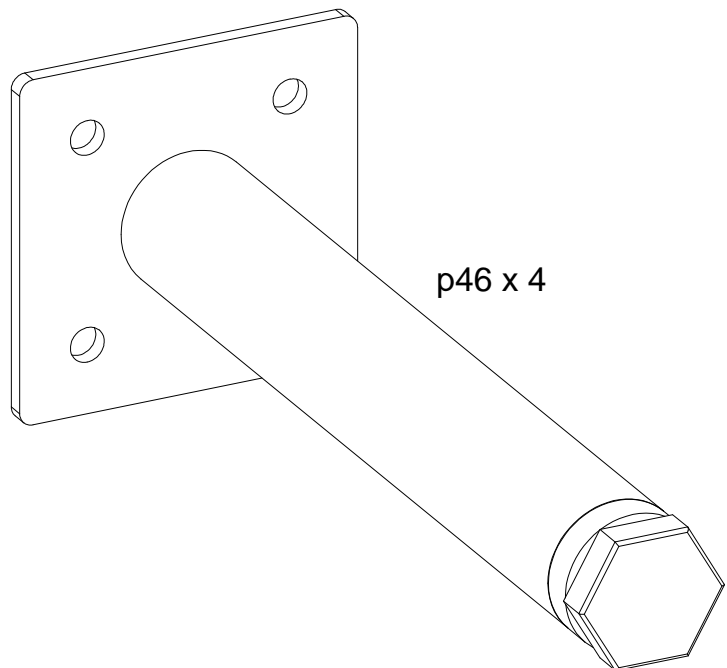
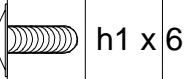
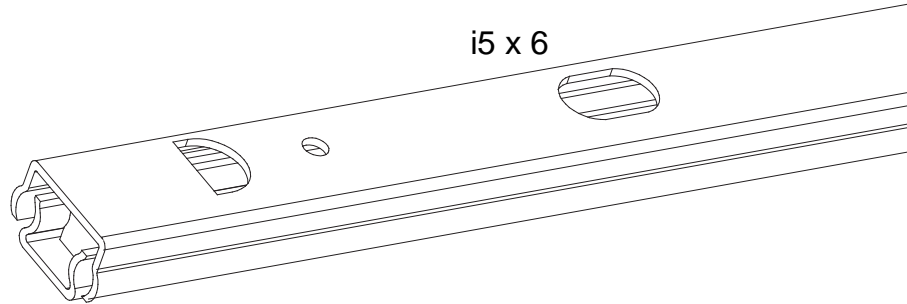
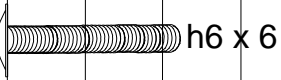
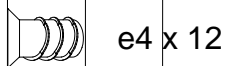
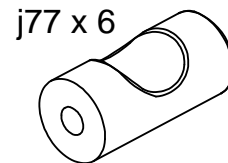
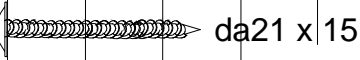
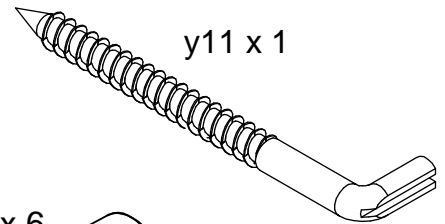
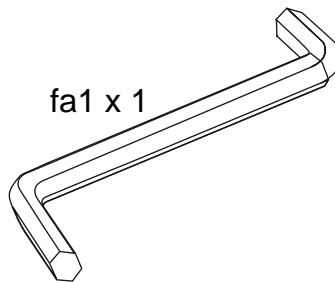
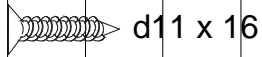
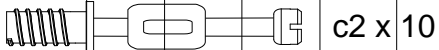
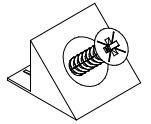
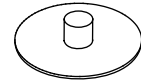
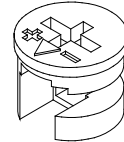
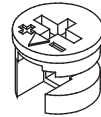
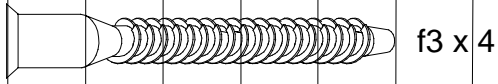
Dimensions / Abmessung in mm/		
①	1 x	800 x 400 x 15
②	1 x	800 x 400 x 15
③	1 x	730 x 399 x 15
④	1 x	730 x 399 x 15
⑤	1 x	740 x 778 x 2,5
⑥	3 x	310 x 120 x 12
⑦	3 x	310 x 120 x 12
⑧	3 x	737 x 105 x 12
⑨	3 x	747 x 314 x 2,5
⑩	3 x	763 x 239 x 15

<b>BOX 1</b>	1, 2, 3, 4, 5, 6, 7, 8, 9, 10
--------------	-------------------------------

# CAS03A/137

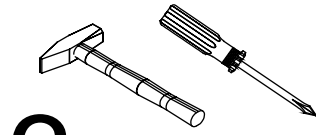


**BOX 1**

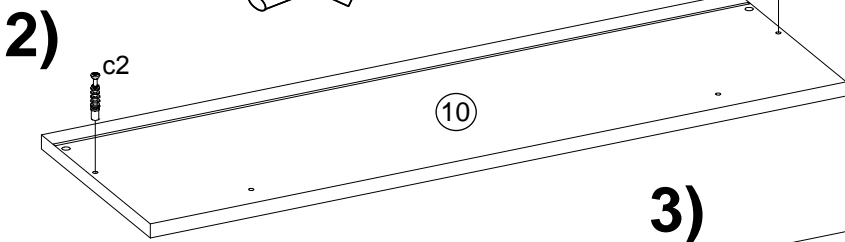

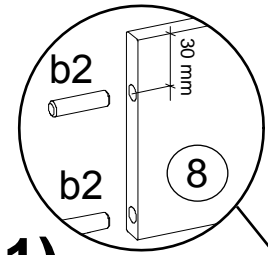
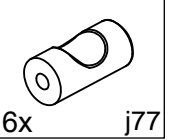
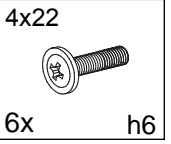
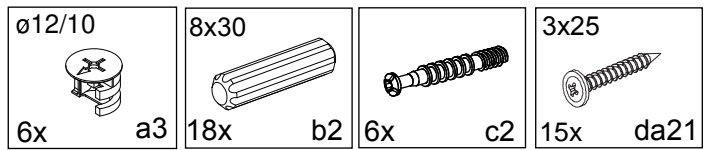


# CAS03A/137

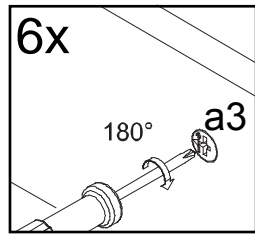
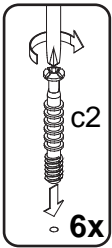
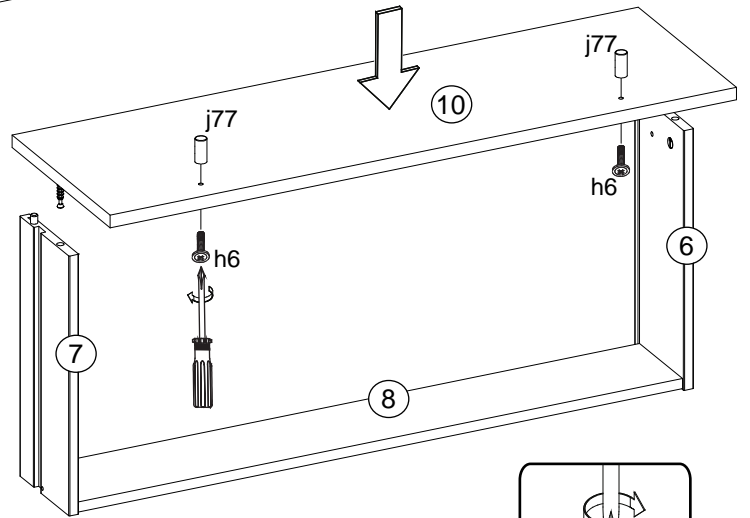
A



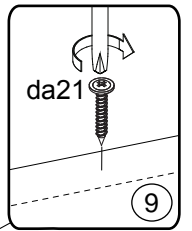
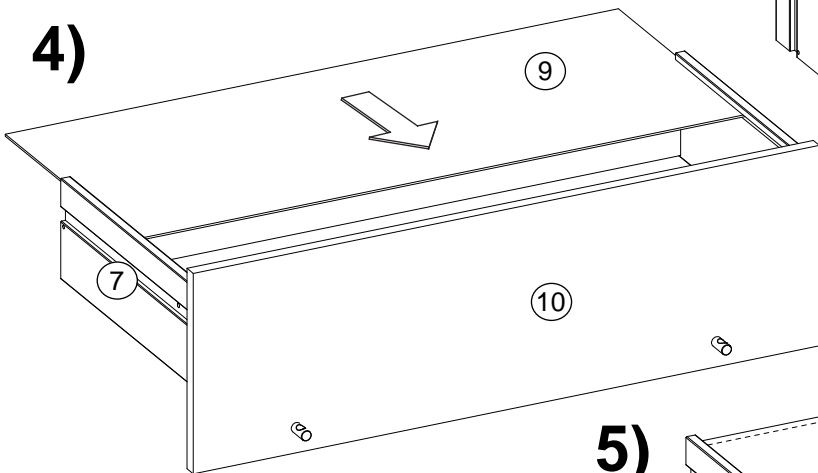
3x



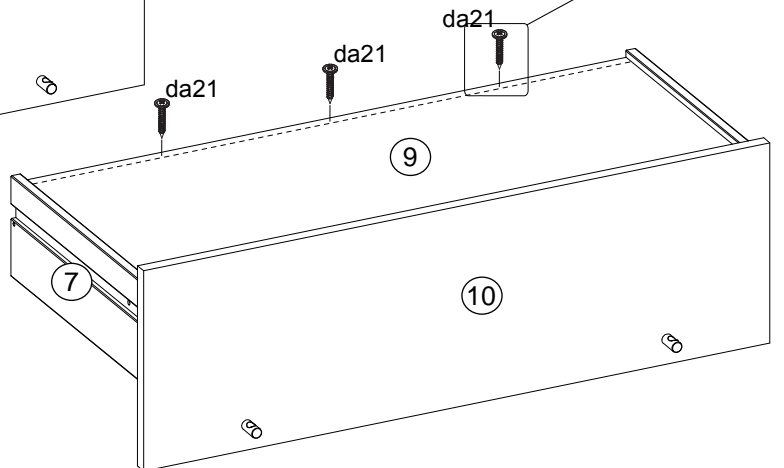
3)



4)

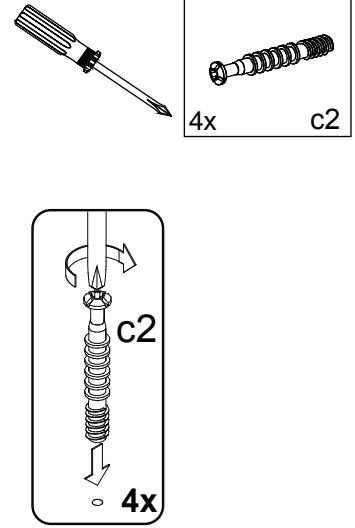
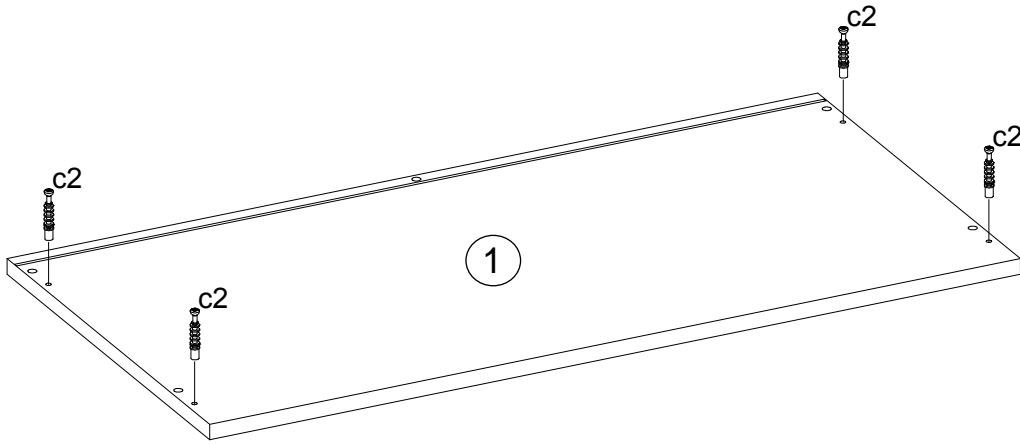


5)

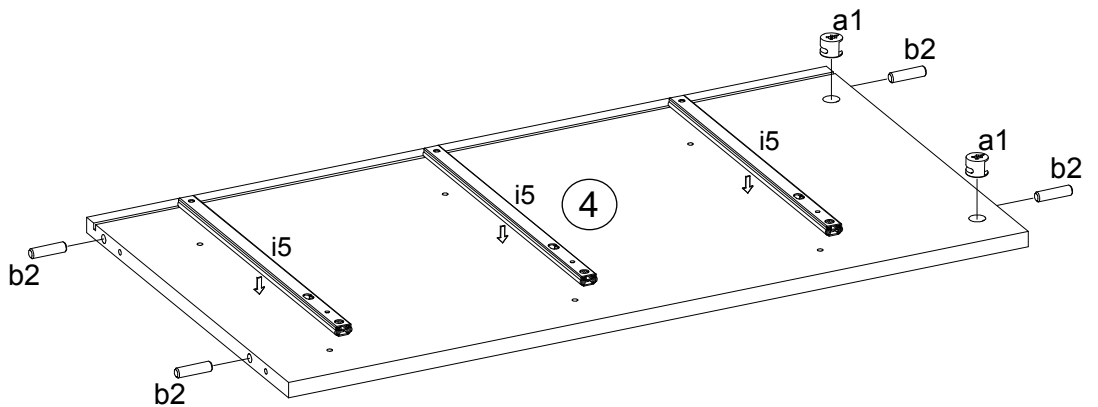
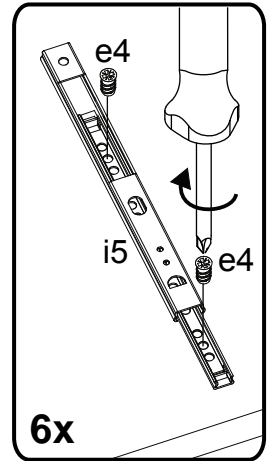
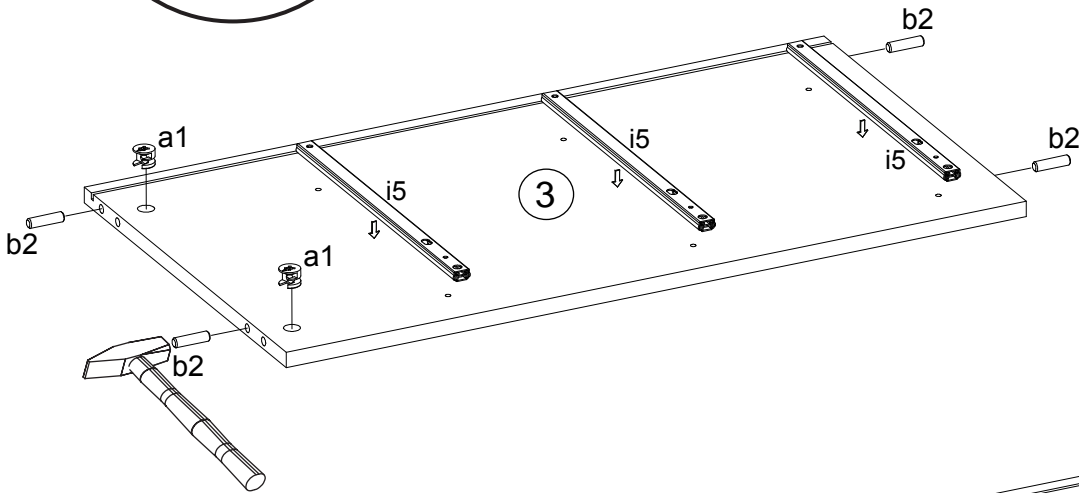
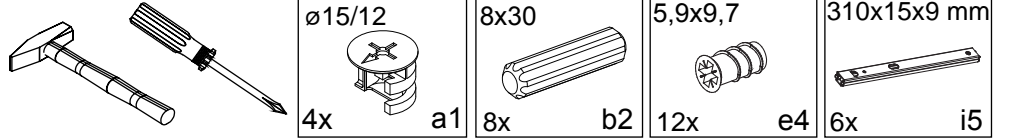
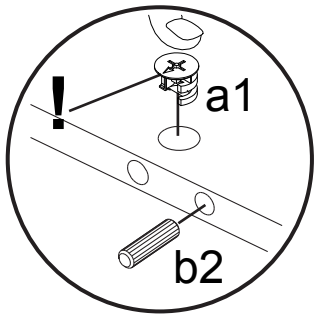


# CAS03A/137

B

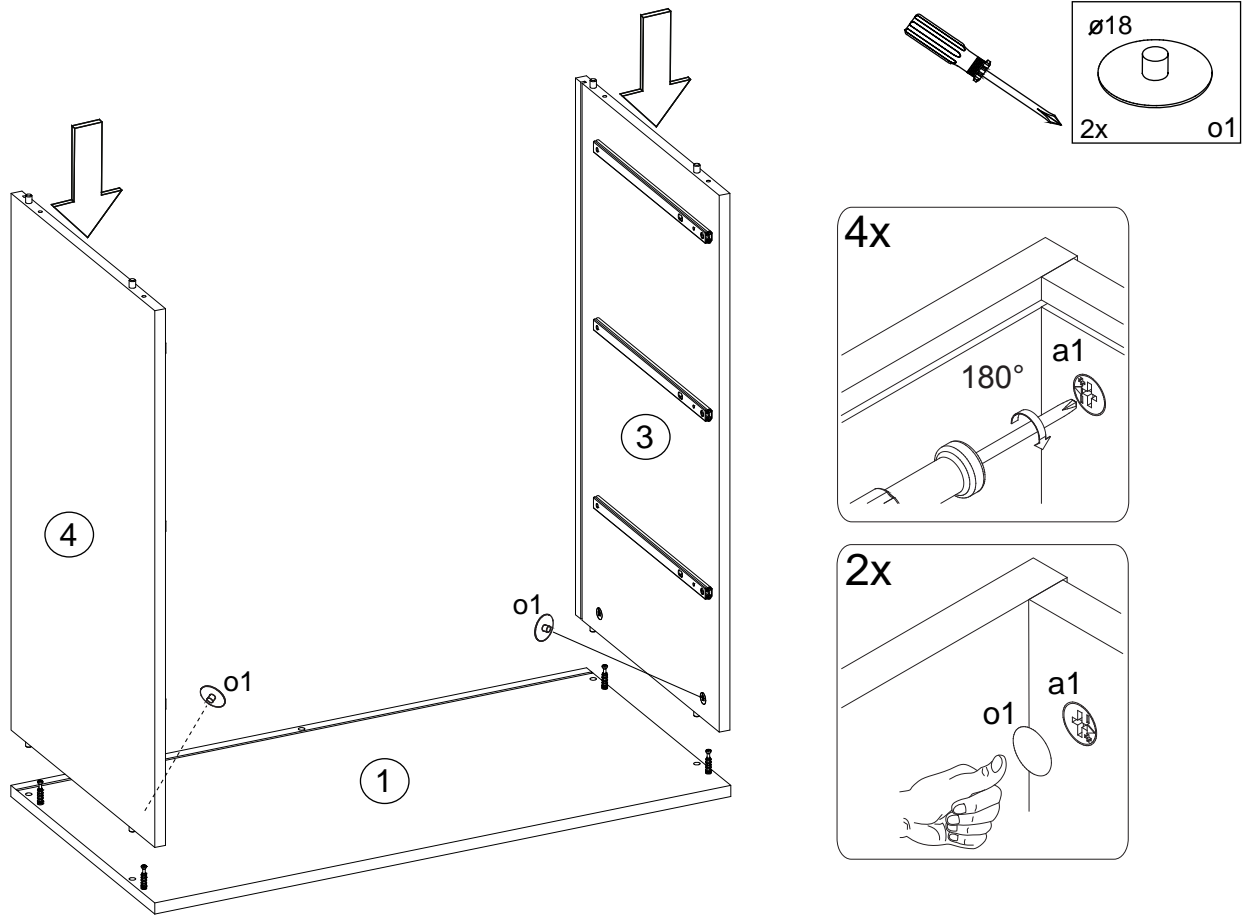


C

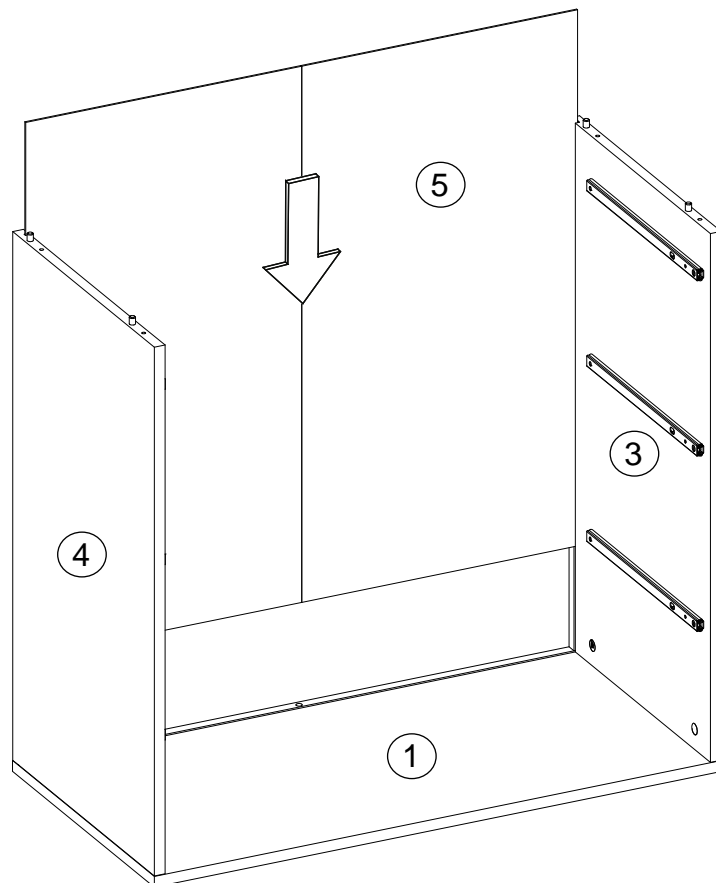


# CAS03A/137

D

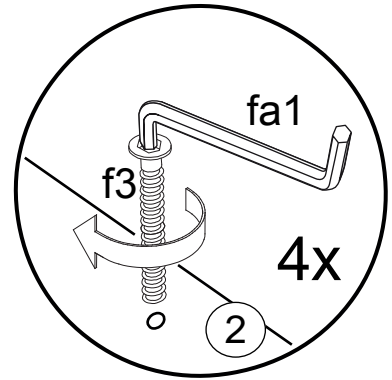
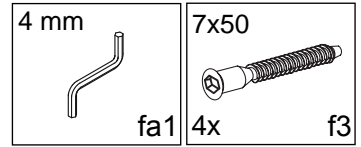
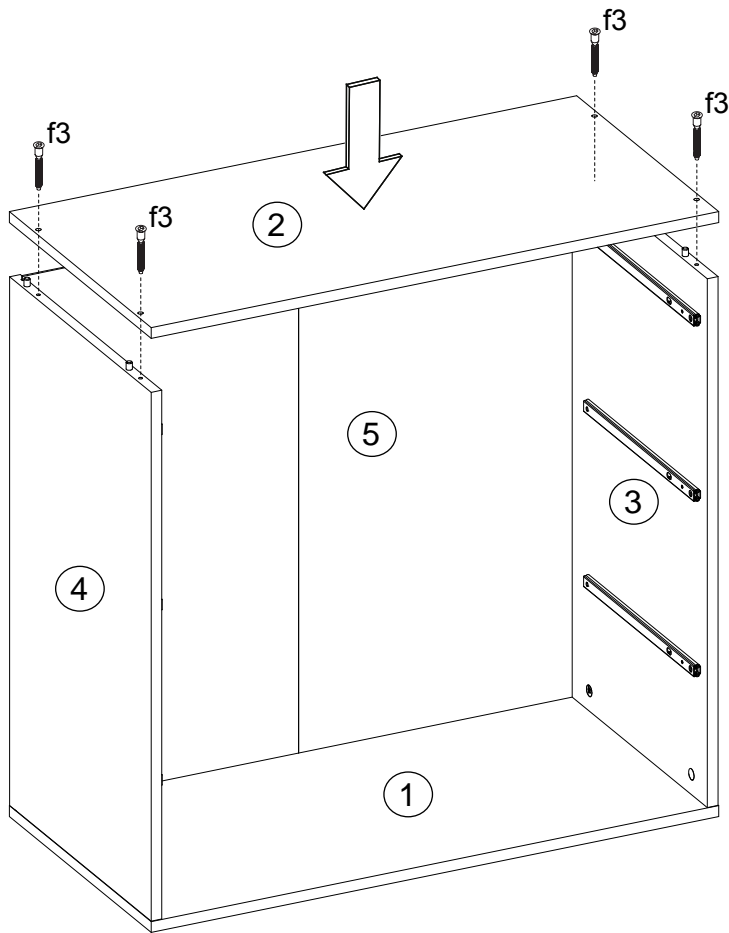


E

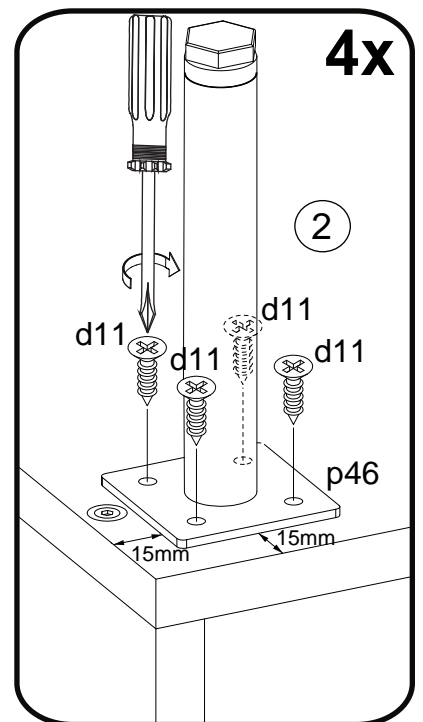
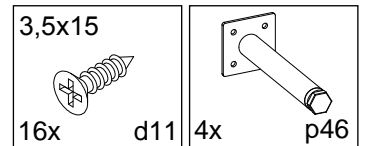
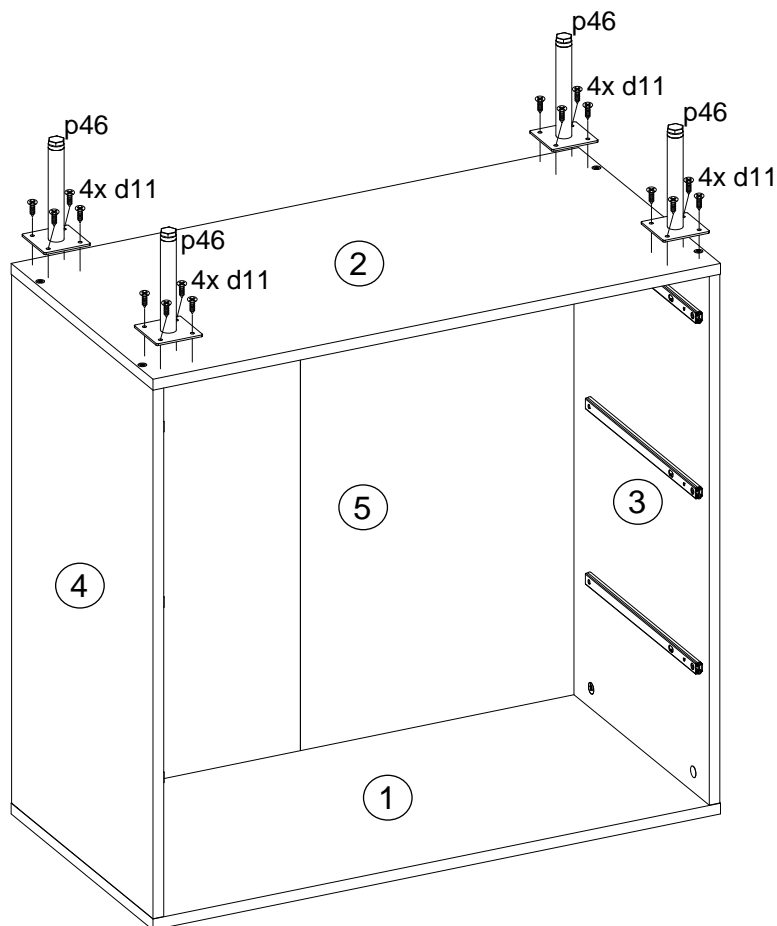


# CAS03A/137

F



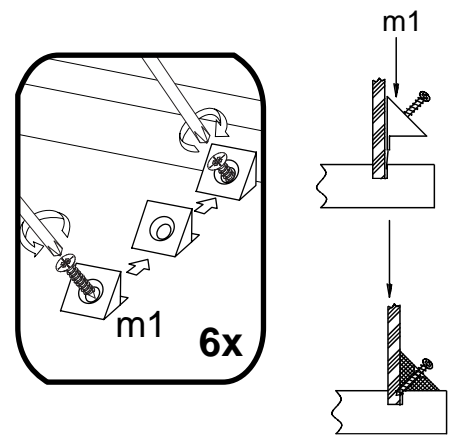
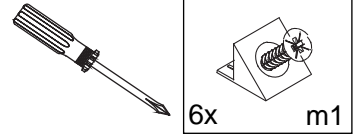
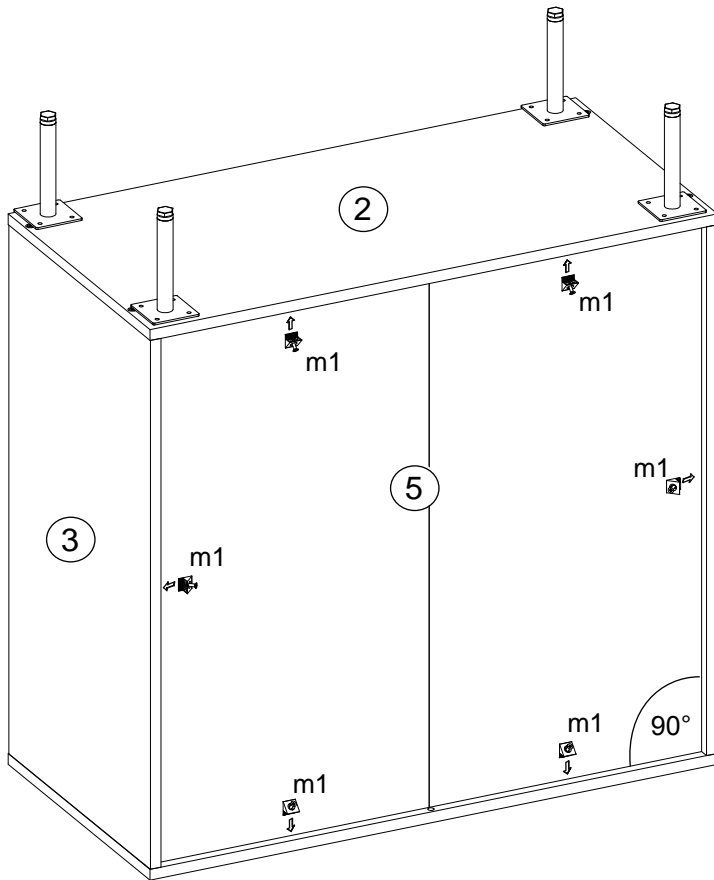
G



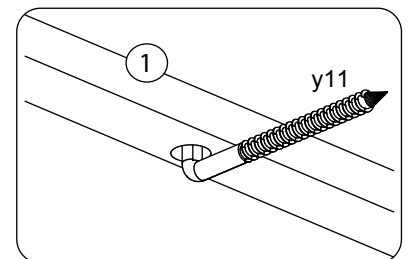
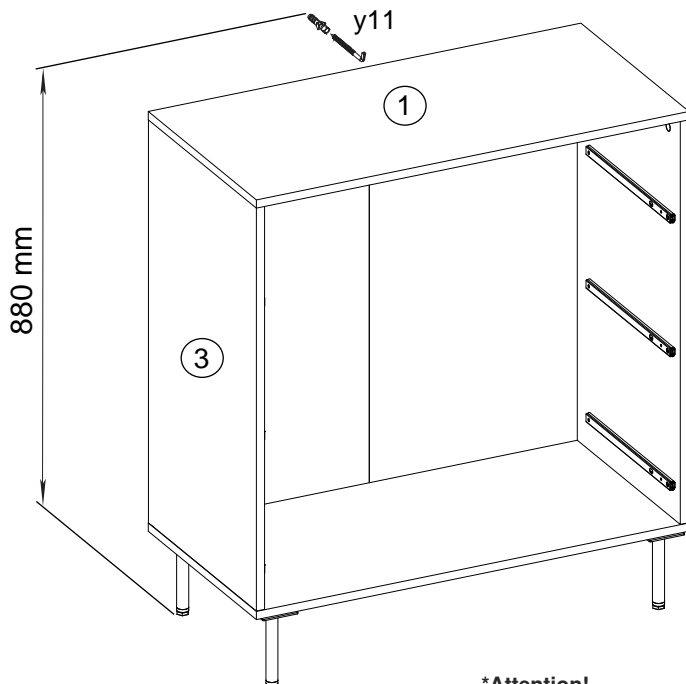
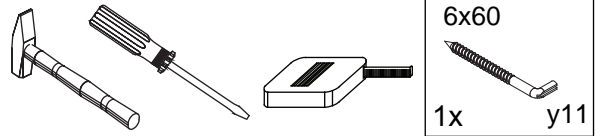


# CAS03A/137

H



Le meuble doit être fixé au mur!  
 Das Möbel muss an der Wand befestigt werden!  
 This unit must be secured to a wall  
 using suitable fixing (not supplied)



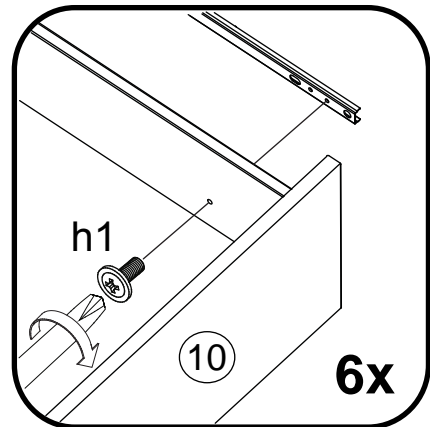
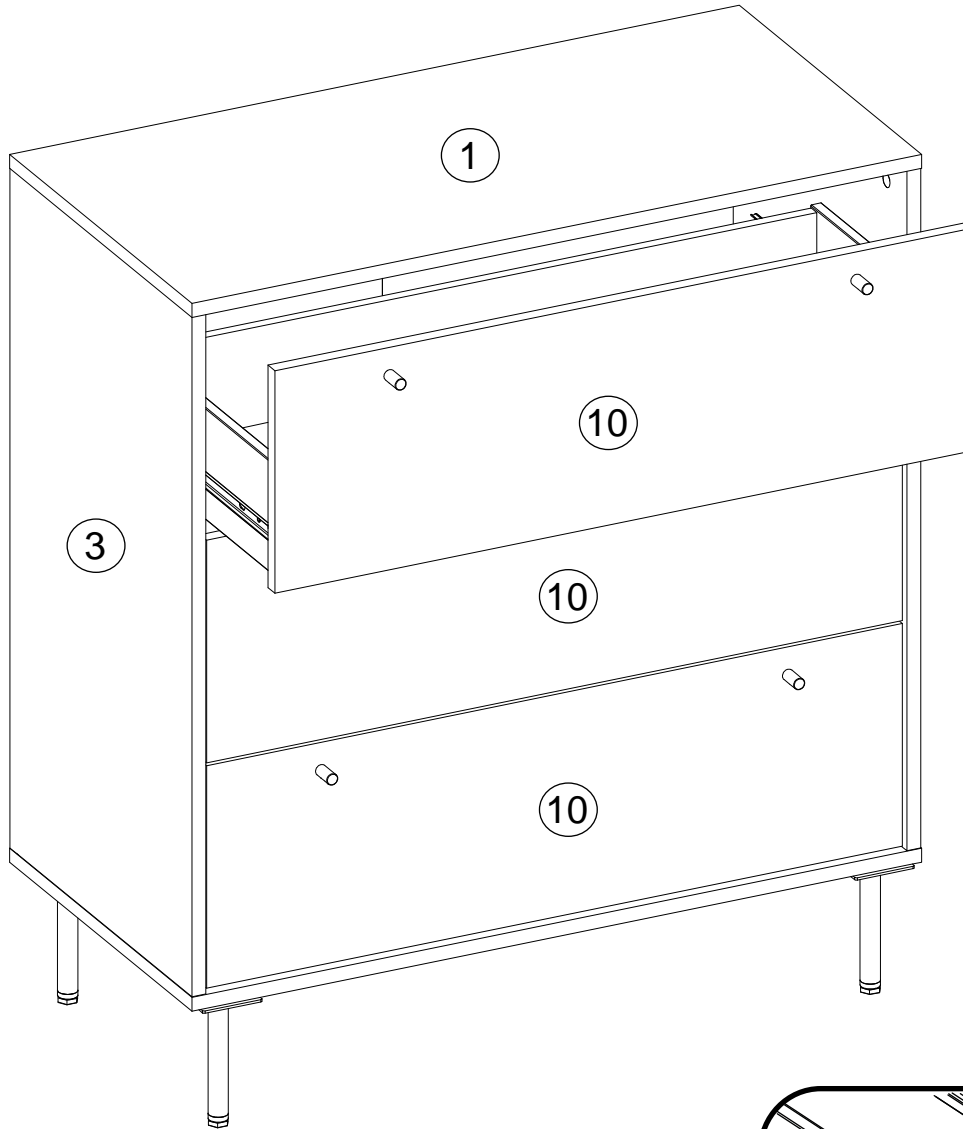
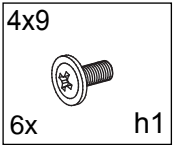
**\*Attention!**  
 Veuillez-vous informer sur le type de cheville et vis approprié à la nature de votre mur.

**\*Achtung!**  
 Informieren Sie sich vor der Wandmontage über das geeignete Montagematerial für Ihre Wand!

**\*Caution!**  
 Please inform yourself about mounting material suitable for your wall before mounting.

# CAS03A/137

J



# CAS03A/137



- Ⓓ Das Möbel muss an der Wand befestigt werden!
- Ⓔ Please ensure to mount the furniture to the wall!
- Ⓕ Les meubles doivent être fixés au mur!
- Ⓝ Het meubel moet aan de wand worden vastgemaakt!
- Ⓔ El mueble se tiene que fijar a la pared!
- Ⓜ Mebel należy przymocować do ściany!

- Ⓜ Мебель должна крепиться к стене!
- Ⓙ Il mobile deve essere fissato alla parete!
- Ⓜ A bútor a falon rögzítendő!
- Ⓟ O móvel tem que ser fixado na parede!
- Ⓒ Nábytek musí být připevněn ke stěně!



- Ⓓ Informieren Sie sich vor der Wandmontage über das geeignete Montagematerial!
- Ⓔ Please get informed on suitable assembly materials before commencing the wall-mounting!
- Ⓕ Renseignez-vous sur le matériel de montage approprié avant le montage mural!
- Ⓝ Informeer u voor de wandmontage over het geschikte montagematerieel!
- Ⓔ Infórmese antes del montaje en la pared del material apropiado de montaje!
- Ⓜ Przed montażem na ścianie upewnij się, jaki jest potrzebny właściwy materiał montażowy!

- Ⓜ Перед тем, как крепить мебель к стене, получите информацию о подходящем крепежном материале!
- Ⓙ Prima del fissaggio alla parete, informarsi sul materiale di montaggio adatto!
- Ⓜ A falra szerelés előtt tájékozódjon, hogy ehhez milyen szerelőanyagok szükségesek!
- Ⓟ Antes da montagem na parede, informe-se sobre o material de montagem adequado!
- Ⓒ Informujte se o vhodném montážním materiálu před montáží na stěnu!



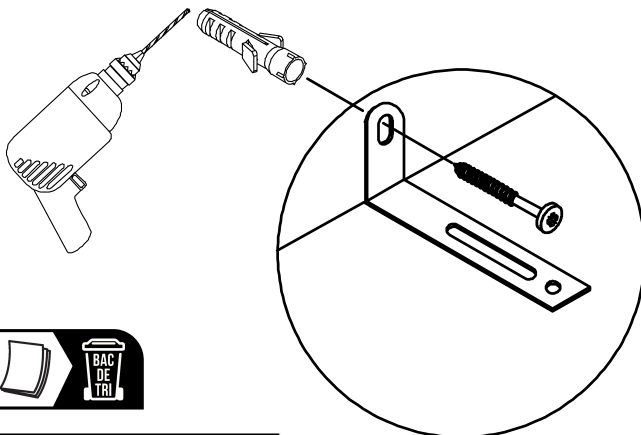
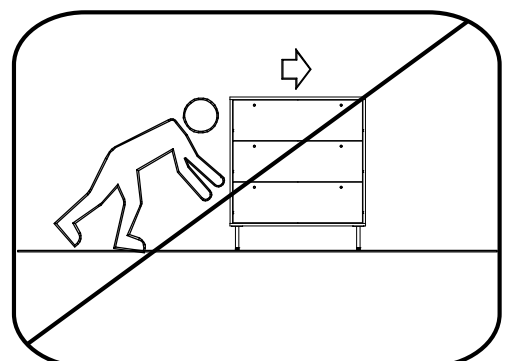
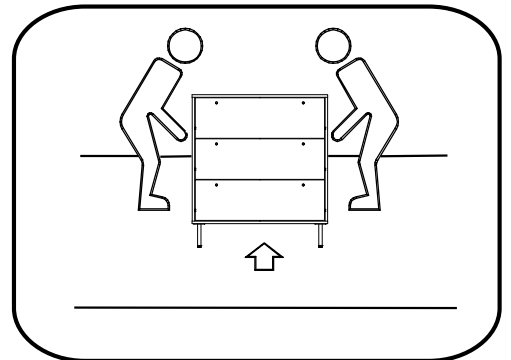
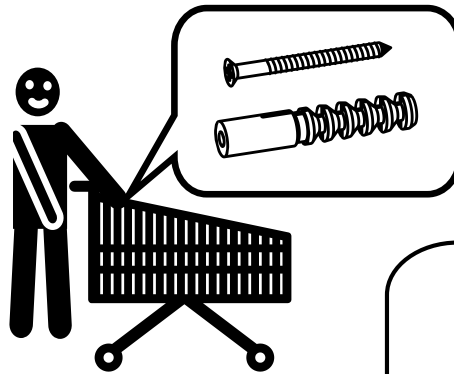
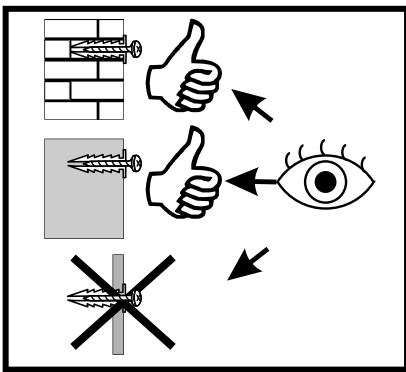
- Ⓓ Beschaffen Sie sich das angemessene Material zur Wandbefestigung!
- Ⓔ Please obtain suitable wall-mounting materials!
- Ⓕ Procurez-vous le matériel approprié pour le montage mural!
- Ⓝ Verschaf u het adequate materieel voor de wandbevestiging!
- Ⓔ Procúrese el material adecuado para la fijación a la pared!
- Ⓜ Zakup odpowiedni materiał do przymocowania na ścianie!

- Ⓜ Приобретите соответствующий материал для крепления к стене!
- Ⓙ Procurarsi il materiale opportuno per il fissaggio alla parete!
- Ⓜ Szerezze be a falra szereléshez szükséges, megfelelő anyagokat!
- Ⓟ Obtenha o material adequado para a montagem na parede!
- Ⓒ Opatřte si vhodný materiál pro montáž na stěnu!



- Ⓓ Lassen Sie die Wandbefestigung von einer fachkundigen Person vornehmen!
- Ⓔ Ensure all wall-mounting is carried out by competent personnel!
- Ⓕ Faites effectuer le montage mural par une personne compétente!
- Ⓝ Laat de wandbevestiging door een professional uitvoeren!
- Ⓔ Deje que la fijación a la pared la haga un profesional!
- Ⓜ Zlec przymocowanie do ściany odpowiednio doświadczonej osobie!

- Ⓜ Поручите выполнение работ по креплению к стене специалисту!
- Ⓙ Far effettuare il fissaggio alla parete ad un esperto!
- Ⓜ A bútor falra rögzítését végeztesse ehhez értő személlyel!
- Ⓟ A montagem na parede deve ser executada por uma pessoa competente!
- Ⓒ Montáž na stěnu nechte provést odborně způsobilou osobou!



<https://quefairedemesdechets.fr>