

# ALB53A/137



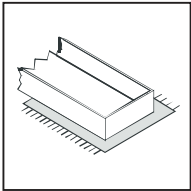
- ⓓ Befolgen Sie stets die Anleitung des Herstellers!
- ⒸⒷ Please generally follow the manufacturer's instructions!
- ⓕⓗ N'utilisez toujours les instructions du fabricant!
- ⓃⓁ Volg steeds de handleiding van de producent!
- ⒺⓈ Siga siempre las instrucciones del fabricante!
- ⓇⓁ Stale przestrzegaj instrukcji producenta!

- ⓇⓁ Всегда следуйте инструкции производителя!
- ⓓⓞ Seguire sempre le istruzioni del produttore!
- ⓇⓇ Mindig tartsa be a gyártó utasításait!
- Ⓟ Siga sempre as instruções do fabricante!
- ⒸⓏ Vždy dodržujte pokyny výrobce!
- ⓇⓀ Vždy dodržujte pokyny výrobcu!



- ⓓ Verwenden Sie zur Reinigung nur ein feuchtes Tuch!
- ⒸⒷ Please only clean with a damp cloth!
- ⓕⓗ N'utilisez qu'un chiffon humide pour le nettoyage!
- ⓃⓁ Gebruik voor de reiniging enkel een vochtige doek!
- ⒺⓈ Para limpiar utilice sólo un paño húmedo!
- ⓇⓁ Do czyszczenia używaj wilgotnej szmatki!

- ⓇⓁ Для очистки используйте только влажную ткань!
- ⓓⓞ Per la pulizia, utilizzare solo un panno umido!
- ⓇⓇ A tisztításhoz elegendő egy nedves kendő használatá!
- Ⓟ Para a limpeza use apenas um pano húmido!
- ⒸⓏ Pro čištění používejte pouze vlhký hadřík!
- ⓇⓀ Na čistenie používajte iba vlhkú handričku!




- ⓓ Bauen Sie das Produkt auf einer Unterlage auf!
- ⒸⒷ Please mount the product on a bottom support!
- ⓕⓗ Montez le produit sur une base!
- ⓃⓁ Monteer het product op een basis!
- ⒺⓈ Monte el producto sobre una base!
- ⓇⓁ Rozkładaj produkt na podkładce!

- ⓇⓁ Собирайте изделие на подстилке!
- ⓓⓞ Montare il prodotto su un supporto!
- ⓇⓇ Az összeszereléskor helyezzen a termék alá megfelelő alátétet!
- Ⓟ Monte o produto numa superfície plana!
- ⒸⓏ Výrobek smontujte na pevném podkladu!
- ⓇⓀ Výrobok zmontujte na pevnom podklade!



- ⓓ Verwenden Sie das Produkt nur in Innenräumen!
- ⒸⒷ Please exclusively use the product indoors!
- ⓕⓗ N'utilisez le produit qu'à l'intérieur!
- ⓃⓁ Gebruik het product enkel binnenshuis!
- ⒺⓈ Utilice el producto sólo en interiores!
- ⓇⓁ Używaj produkt tylko w pomieszczeniach wewnętrznych!

- ⓇⓁ Используйте изделие только во внутренних помещениях!
- ⓓⓞ Utilizzare il prodotto solo in ambienti interni!
- ⓇⓇ A termék csak bel terekben használható!
- Ⓟ Use o produto apenas no interior!
- ⒸⓏ Používejte výrobek pouze uvnitř!
- ⓇⓀ Výrobok používajte len vo vnútri!



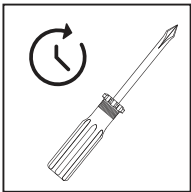
- ⓓ Legen Sie die Beschläge zusammen und prüfen Sie die Vollständigkeit!
- ⒸⒷ Please join the fittings and verify their completeness!
- ⓕⓗ Pliez les raccords ensemble et vérifiez qu'ils sont complets!
- ⓃⓁ Leg de onderdelen samen en controleer de volledigheid!
- ⒺⓈ Junte los accesorios y compruebe que están todos!
- ⓇⓁ Rozłóż poszczególne części i sprawdź kompletność!

- ⓇⓁ Положите фурнитуру в одно место и проверьте комплектность!
- ⓓⓞ Mettere insieme le guarnizioni e verificarne la completezza!
- ⓇⓇ Állítsa össze a sarokvasakat, és ellenőrizze, hogy épek-e!
- Ⓟ Coloque os encaixes juntos e verifique se estão completos!
- ⒸⓏ Složte armatury a zkontrolujte úplnost!
- ⓇⓀ Zložte armatúry a skontrolujte úplnosť!



- ⓓ Bei fehlenden Teilen kontaktieren Sie den Hersteller!
- ⒸⒷ If parts are missing, please turn to the manufacturer!
- ⓕⓗ En cas de pièces manquantes, veuillez contacter le fabricant!
- ⓃⓁ Contacteer de fabrikant als er onderdelen ontbreken!
- ⒺⓈ En el caso de que falten piezas, póngase en contacto con el fabricante!
- ⓇⓁ W razie braku części skontaktuj się z producentem!

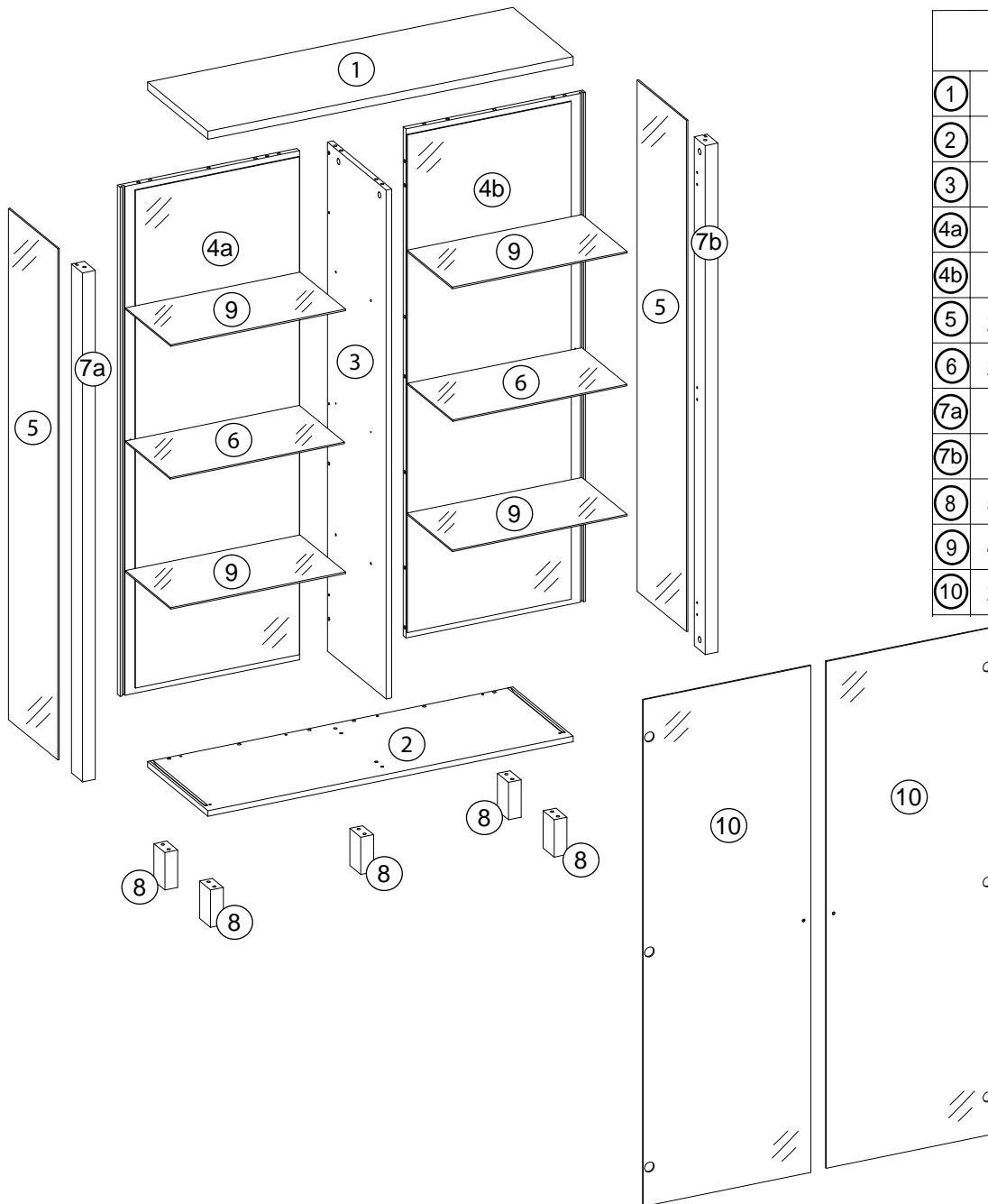
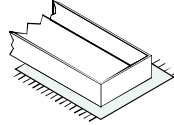
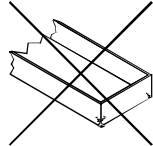
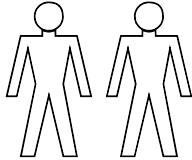
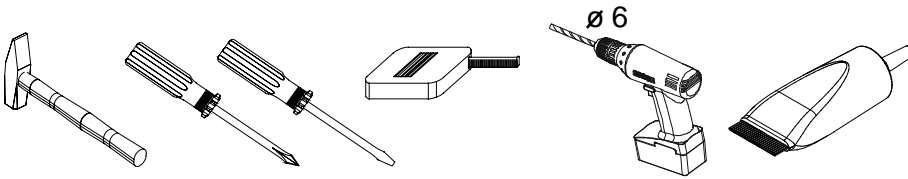
- ⓇⓁ При отсутствии каких-либо частей обратитесь к производителю!
- ⓓⓞ In caso di pezzi mancanti, contattare il produttore!
- ⓇⓇ Ha hiányozna valamelyik elem, lépjen kapcsolatba a gyártóval!
- Ⓟ Em caso de peças em falta, entre em contato com o fabricante!
- ⒸⓏ Pro chybějící díly kontaktujte výrobce!
- ⓇⓀ Ak vám chýbajú diely kontaktujte výrobcu!



- ⓓ Ziehen Sie die Schrauben nach einiger Zeit des Gebrauchs erneut fest!
- ⒸⒷ Please re-tighten the screws after having used the product for a while!
- ⓕⓗ Resserrer les vis après un certain temps d'utilisation!
- ⓃⓁ Draai de schroeven na een zekere gebruikstijd opnieuw vast!
- ⒺⓈ Asegure de nuevo los tornillos tras usarlo durante un tiempo!
- ⓇⓁ Po pewnym czasie użytkowania ponownie dokręć śruby!

- ⓇⓁ Спустя некоторое время использования подкрутите гайки!
- ⓓⓞ Stringere nuovamente le viti dopo un certo periodo di utilizzo!
- ⓇⓇ A használat során némi idő elteltével húzza meg újra a csavarokat!
- Ⓟ Reaperte os parafusos após algum tempo de uso!
- ⒸⓏ Po určité době používání šrouby znovu utáhněte!
- ⓇⓀ Po určitej dobe používania skrutky znovu utiahnite!

# ALB53A/137



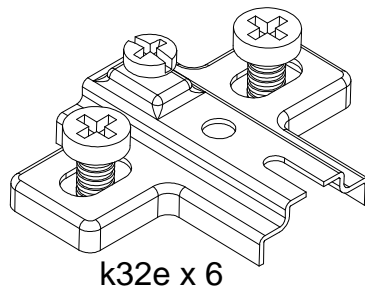
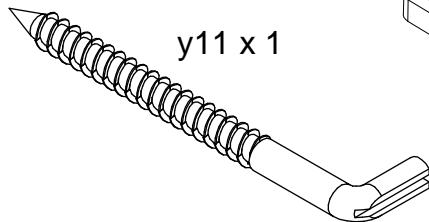
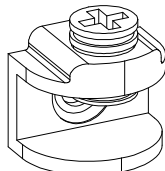
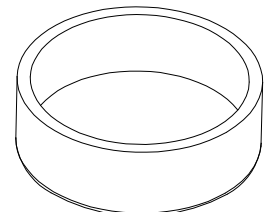
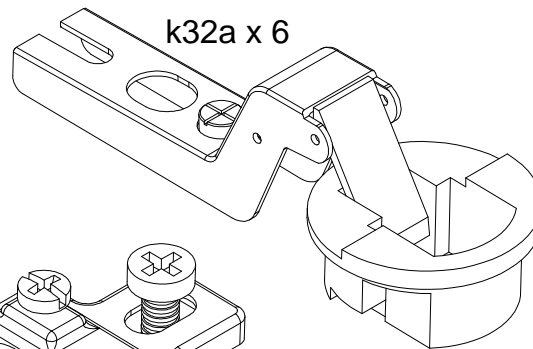
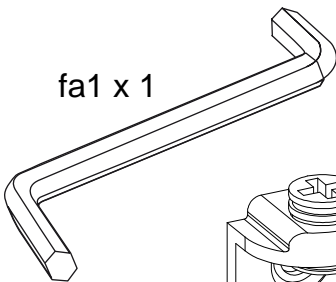
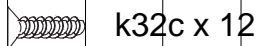
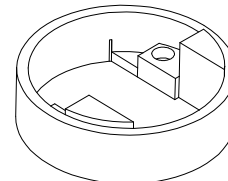
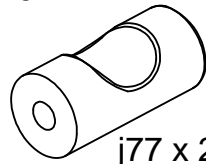
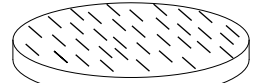
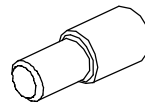
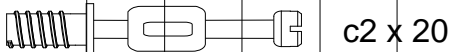
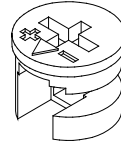
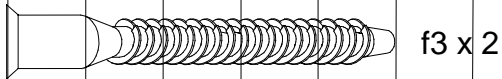
①	1 x	999 x 330 x 22
②	1 x	999 x 333 x 15
③	1 x	1363 x 321 x 15
④a	1 x	1363 x 491 x 19
④b	1 x	1363 x 491 x 19
⑤	2 x	1369 x 270 x 4
⑥	2 x	476 x 246 x 4
⑦a	1 x	1363 x 60 x 35
⑦b	1 x	1363 x 60 x 35
⑧	5 x	100 x 60 x 35
⑨	4 x	478 x 248 x 4
⑩	2 x	1357 x 459 x 4

<b>BOX 1</b>	4a, 4b, 10
<b>BOX 2</b>	1, 2, 3, 5, 6, 7a, 7b, 8, 9

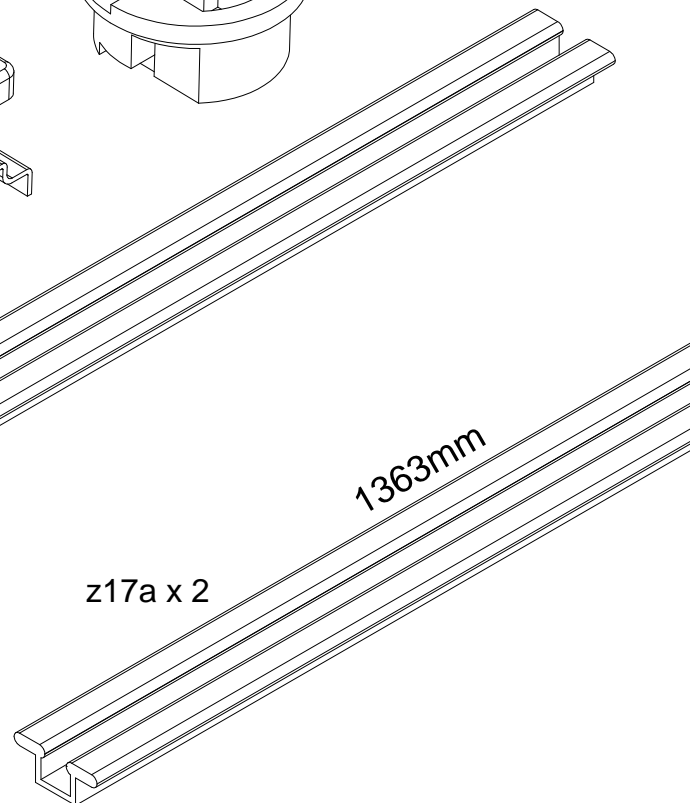
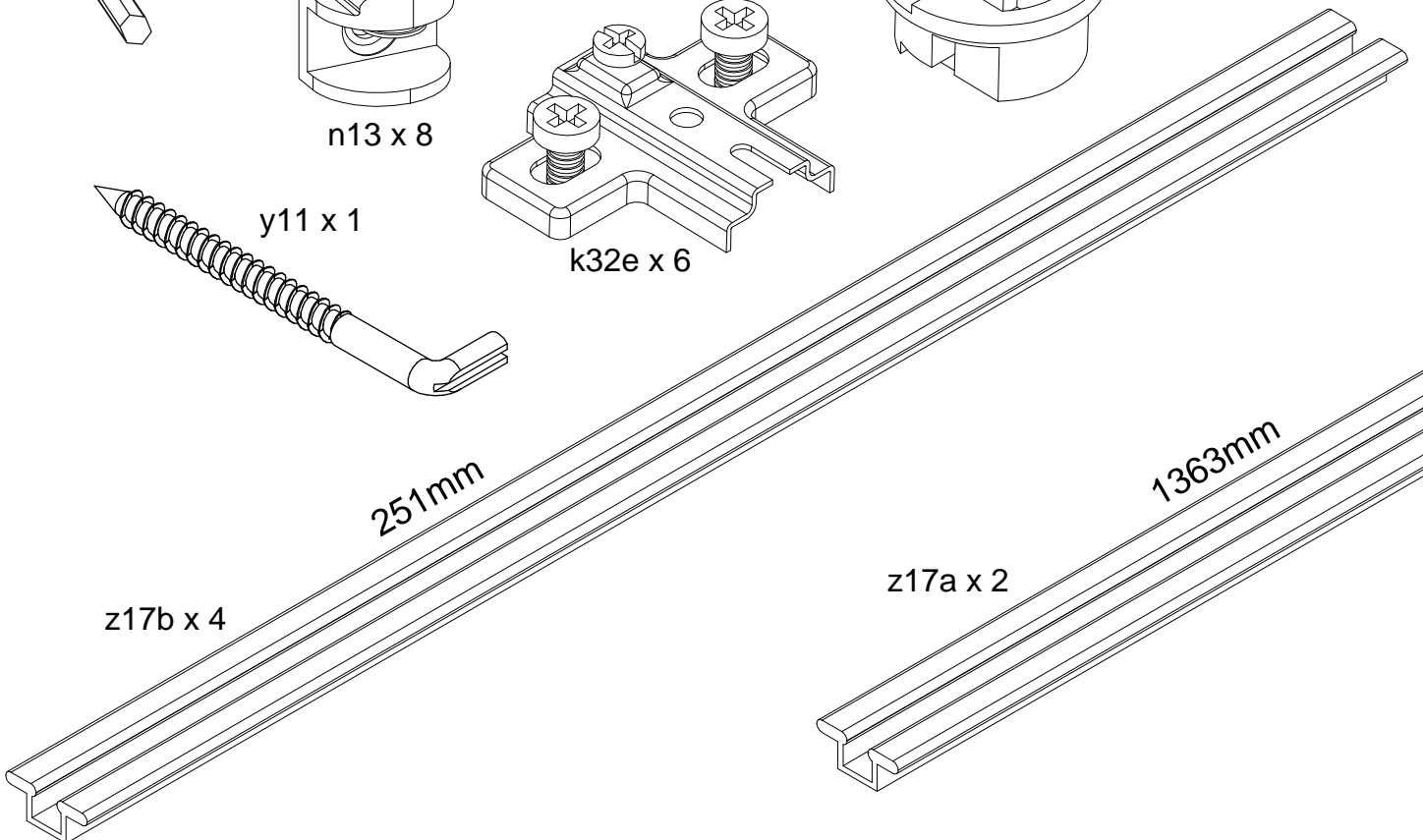
# ALB53A/137



BOX 1	
BOX 2	✓

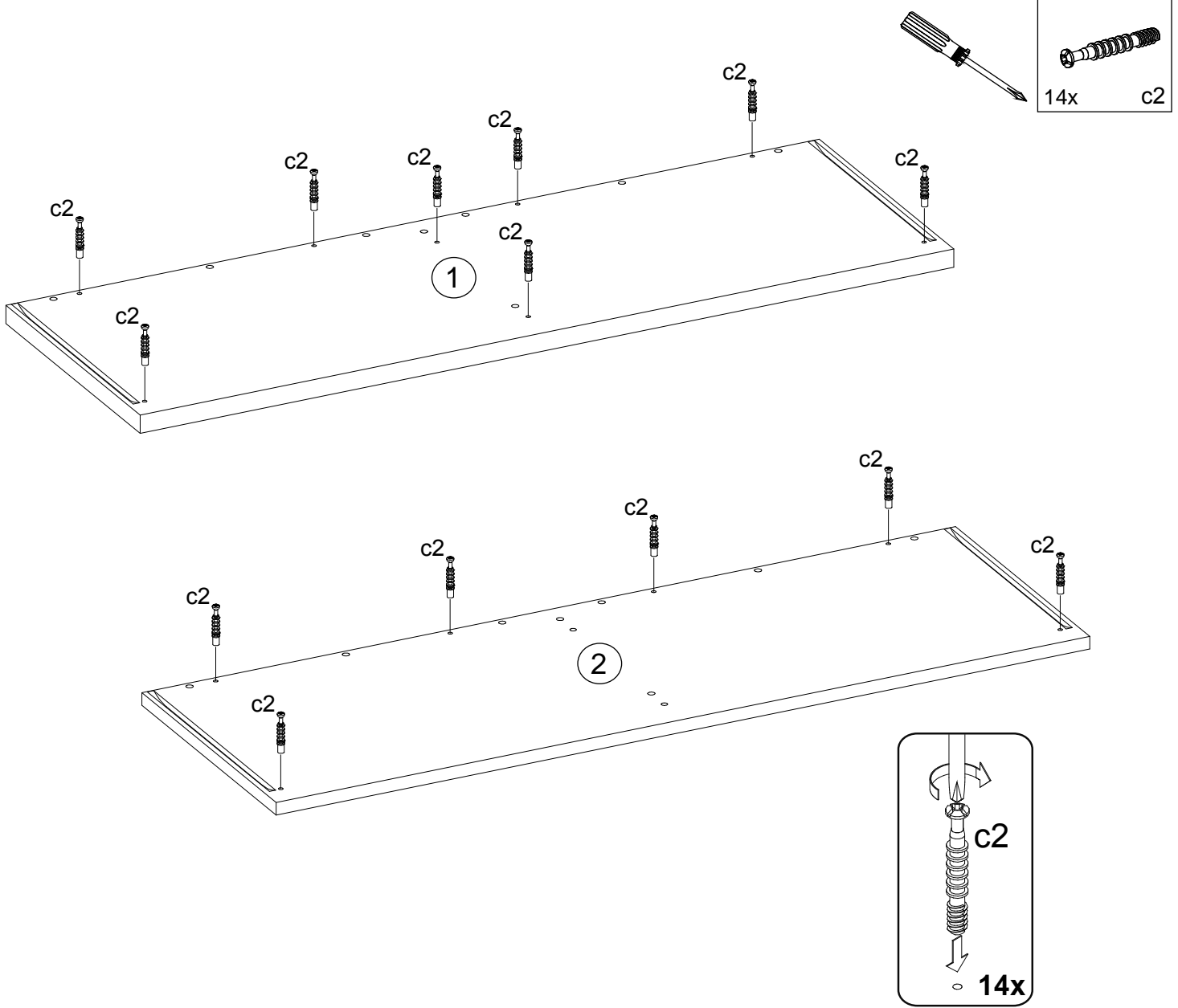


z17b x 4

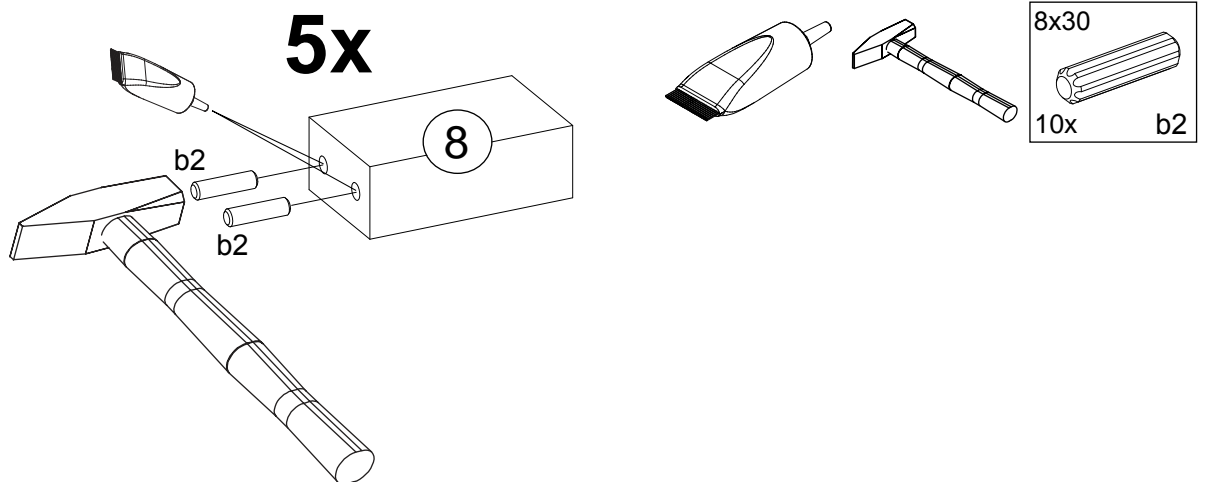


# ALB53A/137

A

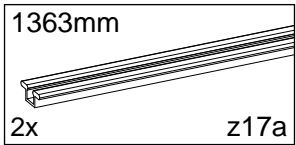
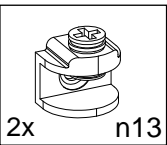
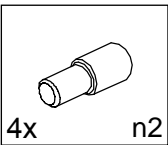
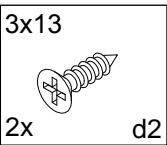
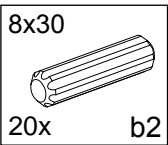
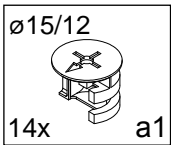
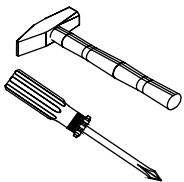


B

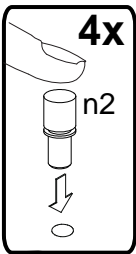
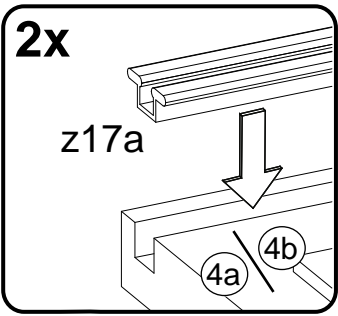
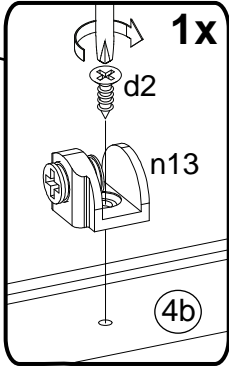
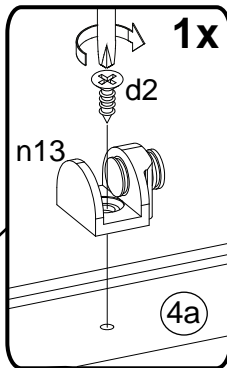
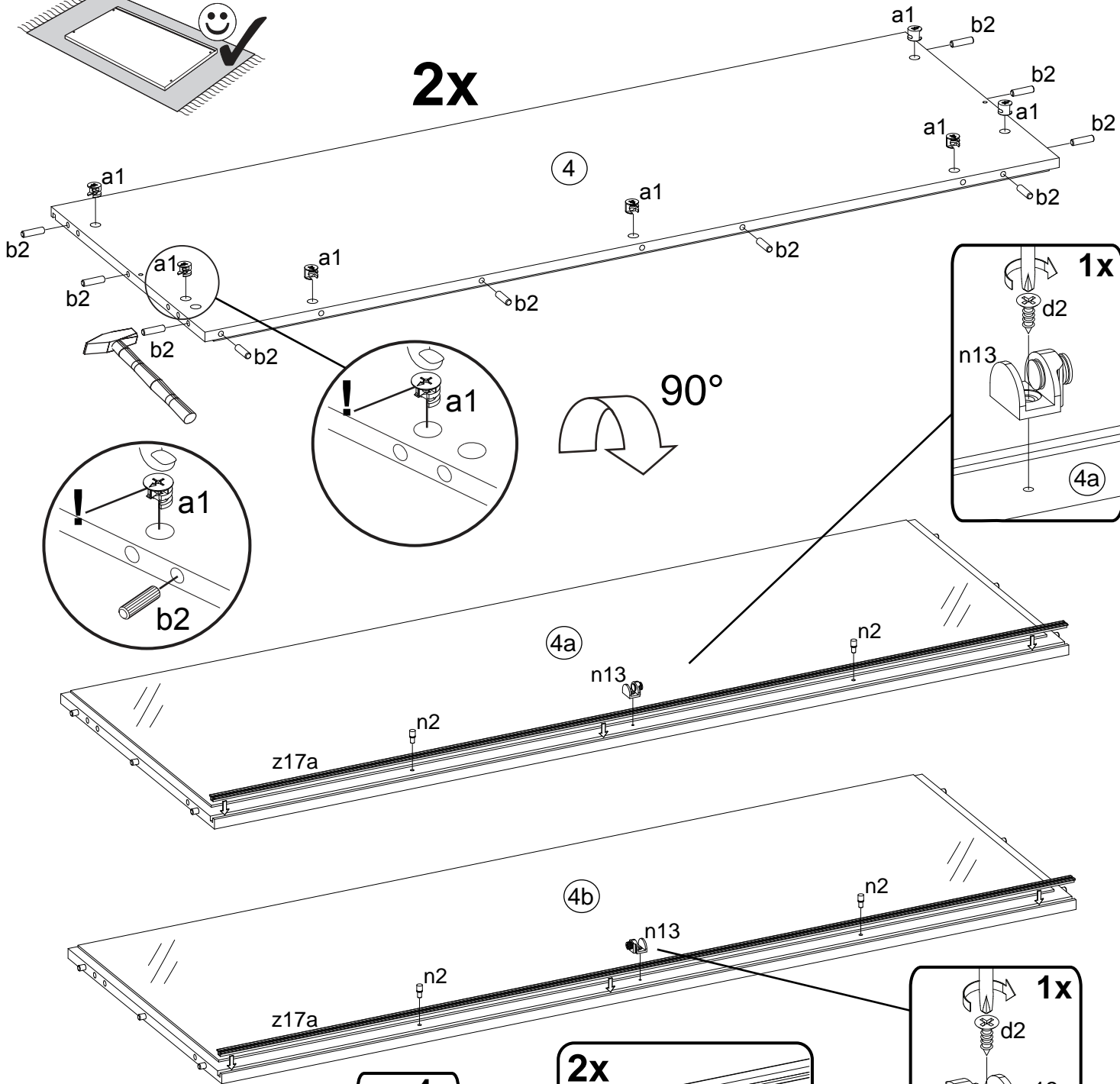


# ALB53A/137

C

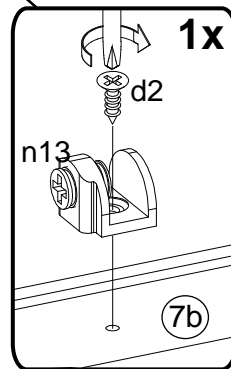
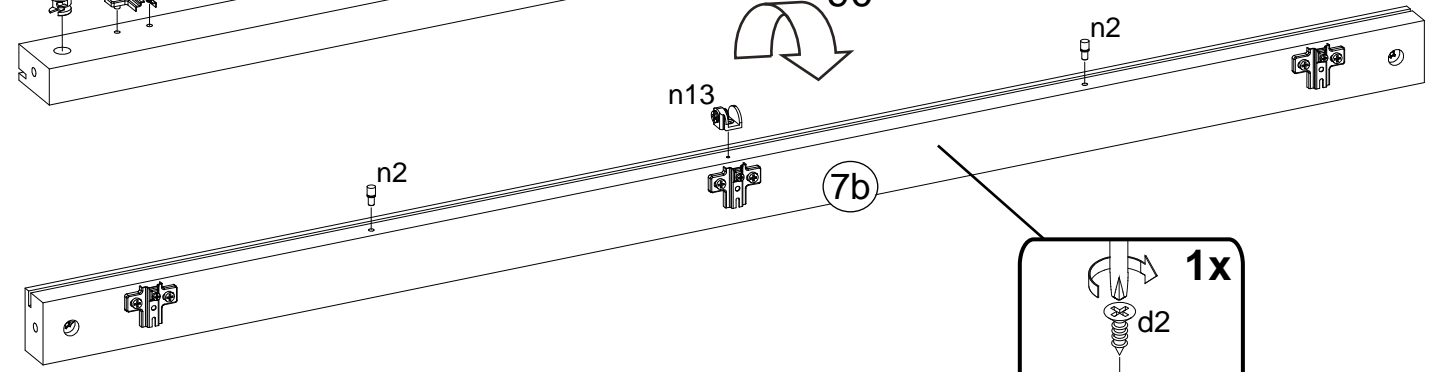
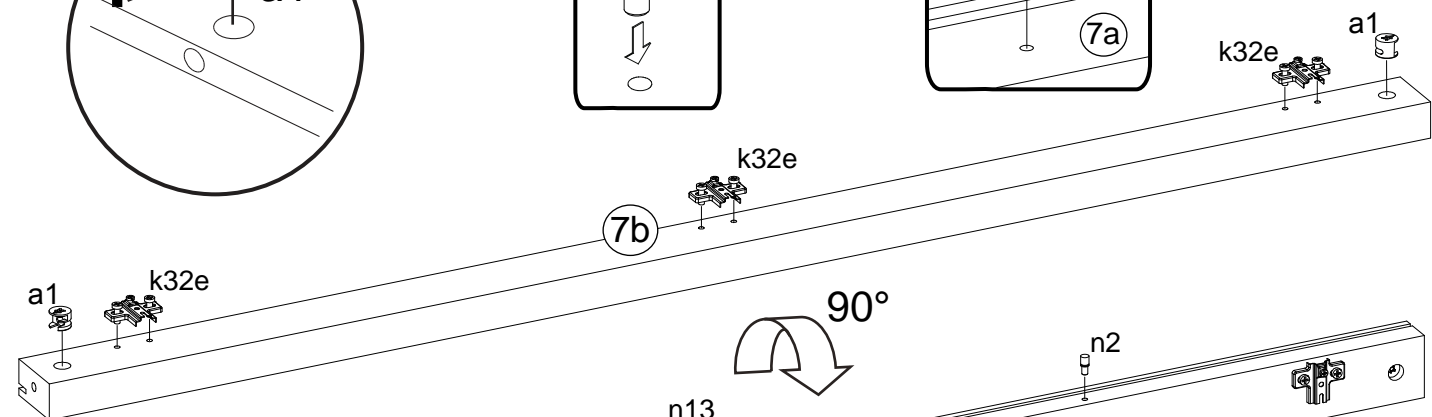
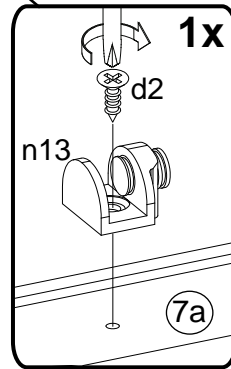
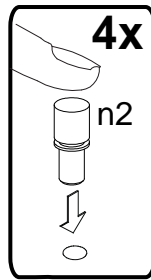
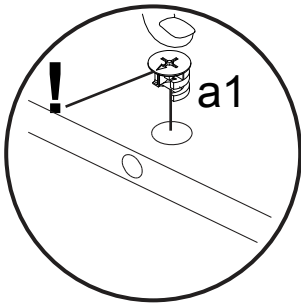
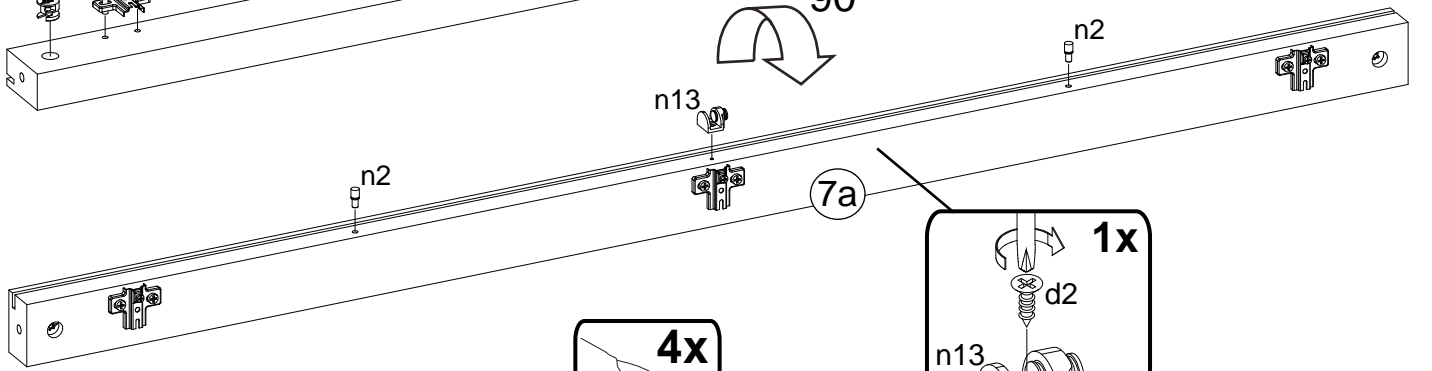
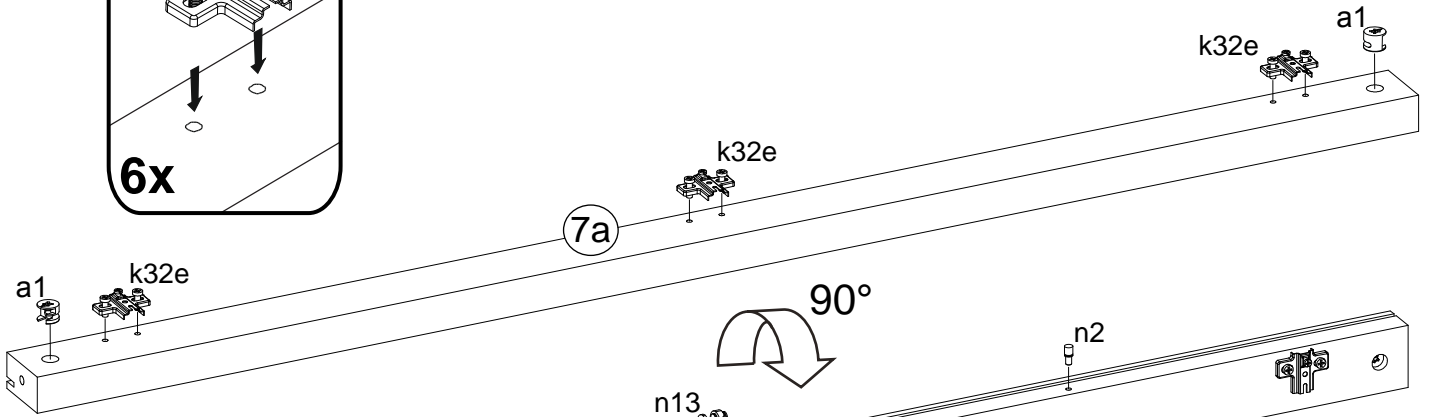
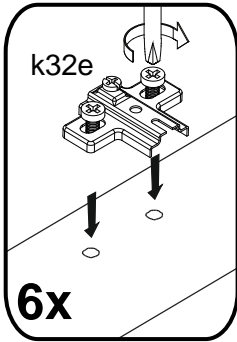
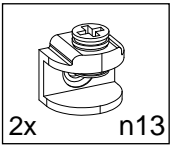
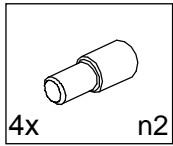
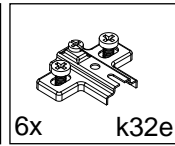
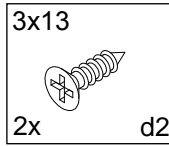
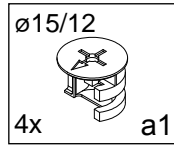



2x




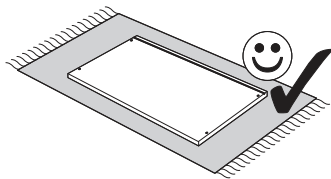
# ALB53A/137

D



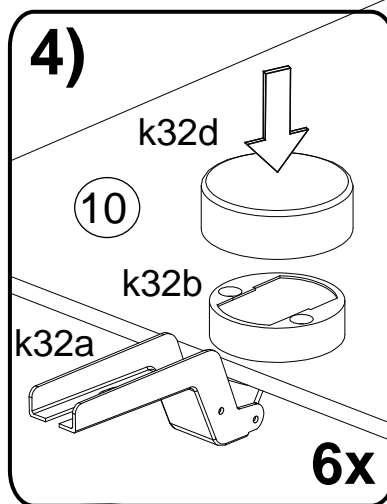
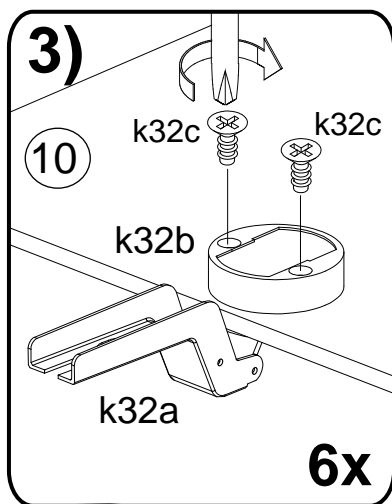
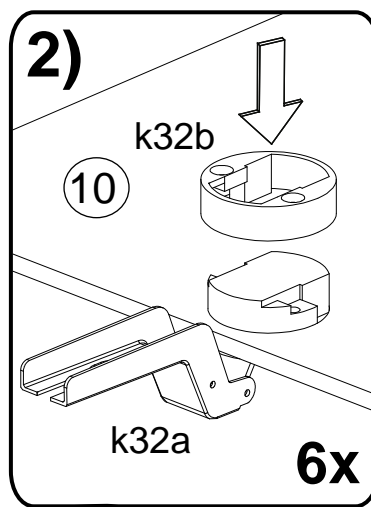
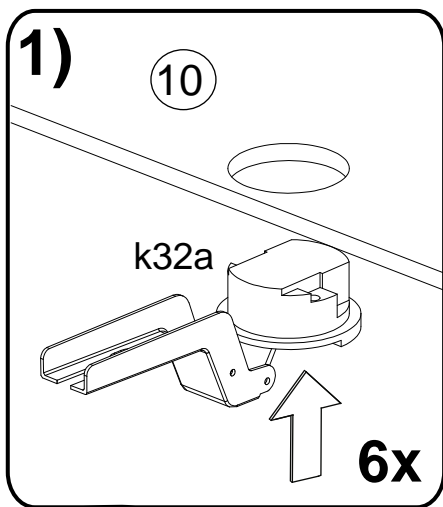
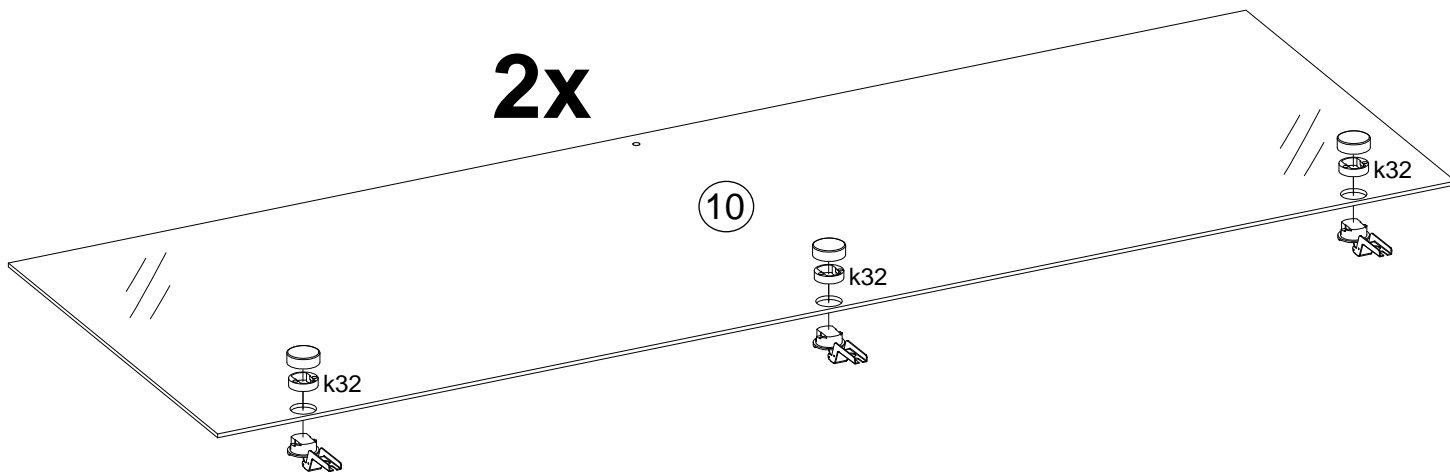
# ALB53A/137

E



 6x k32a	 6x k32b	 3x10 12x k32c	 6x k32d
-------------	-------------	----------------------	-------------

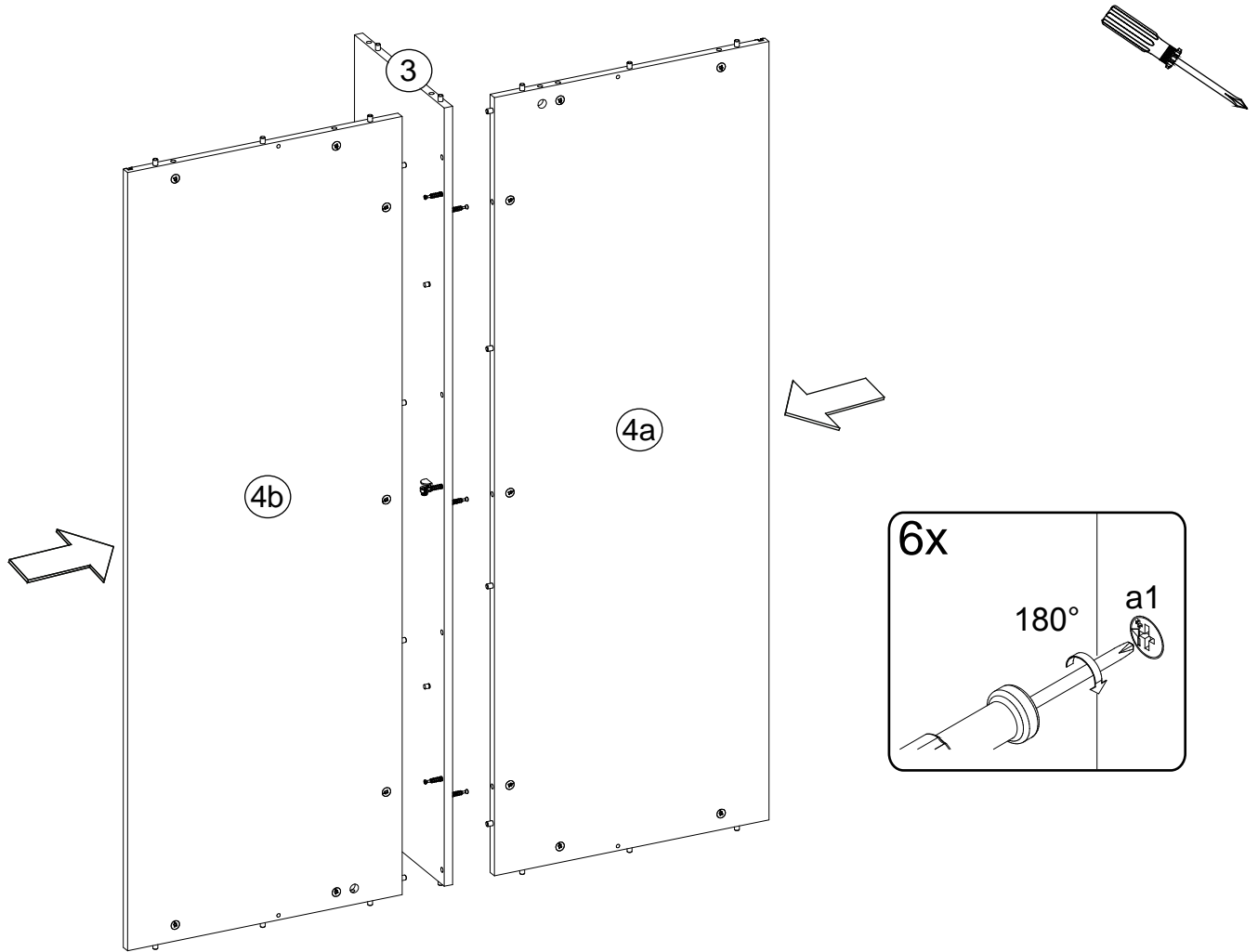
2x



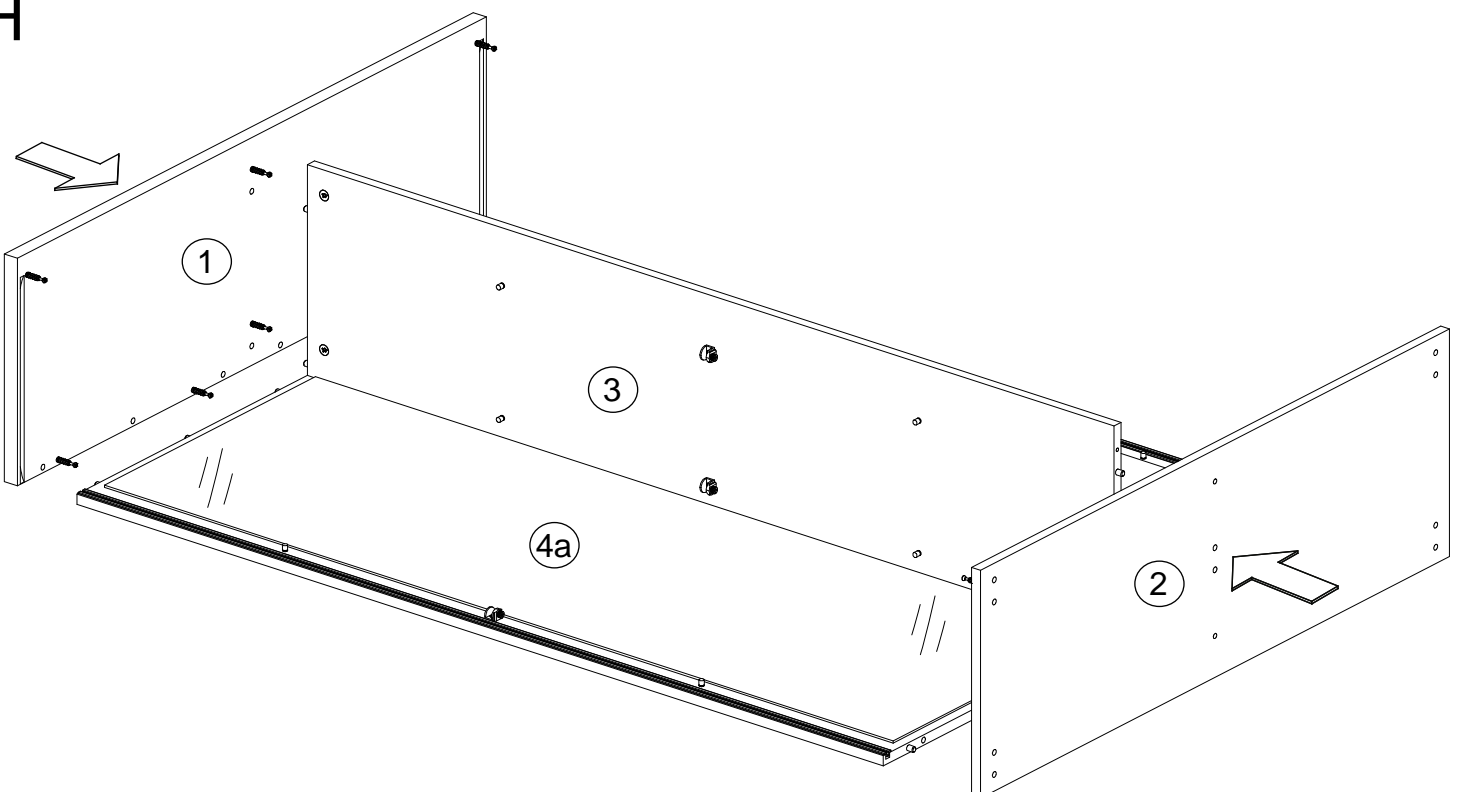


# ALB53A/137

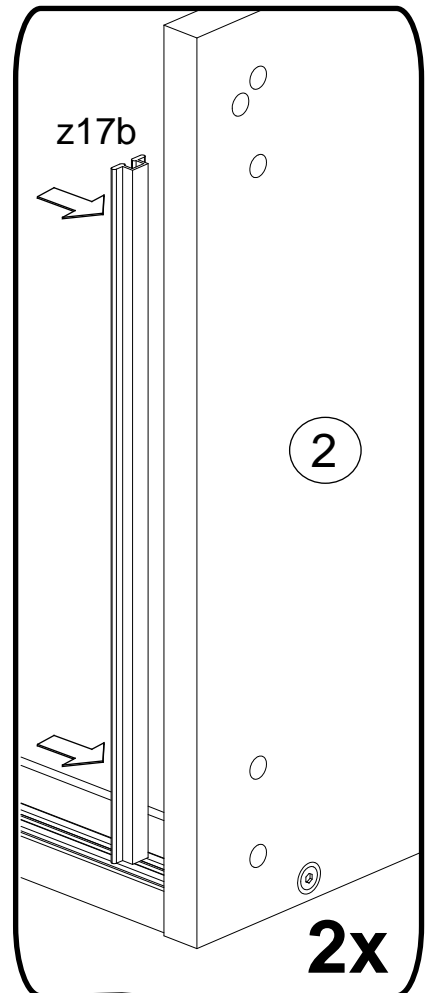
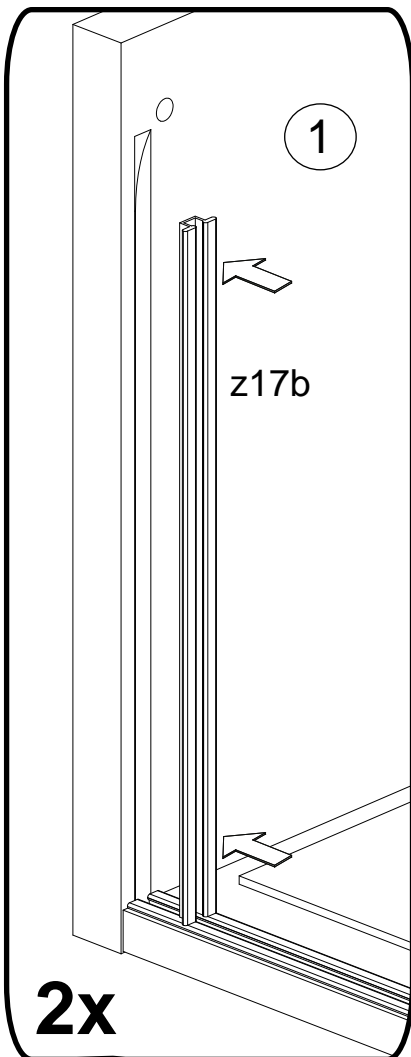
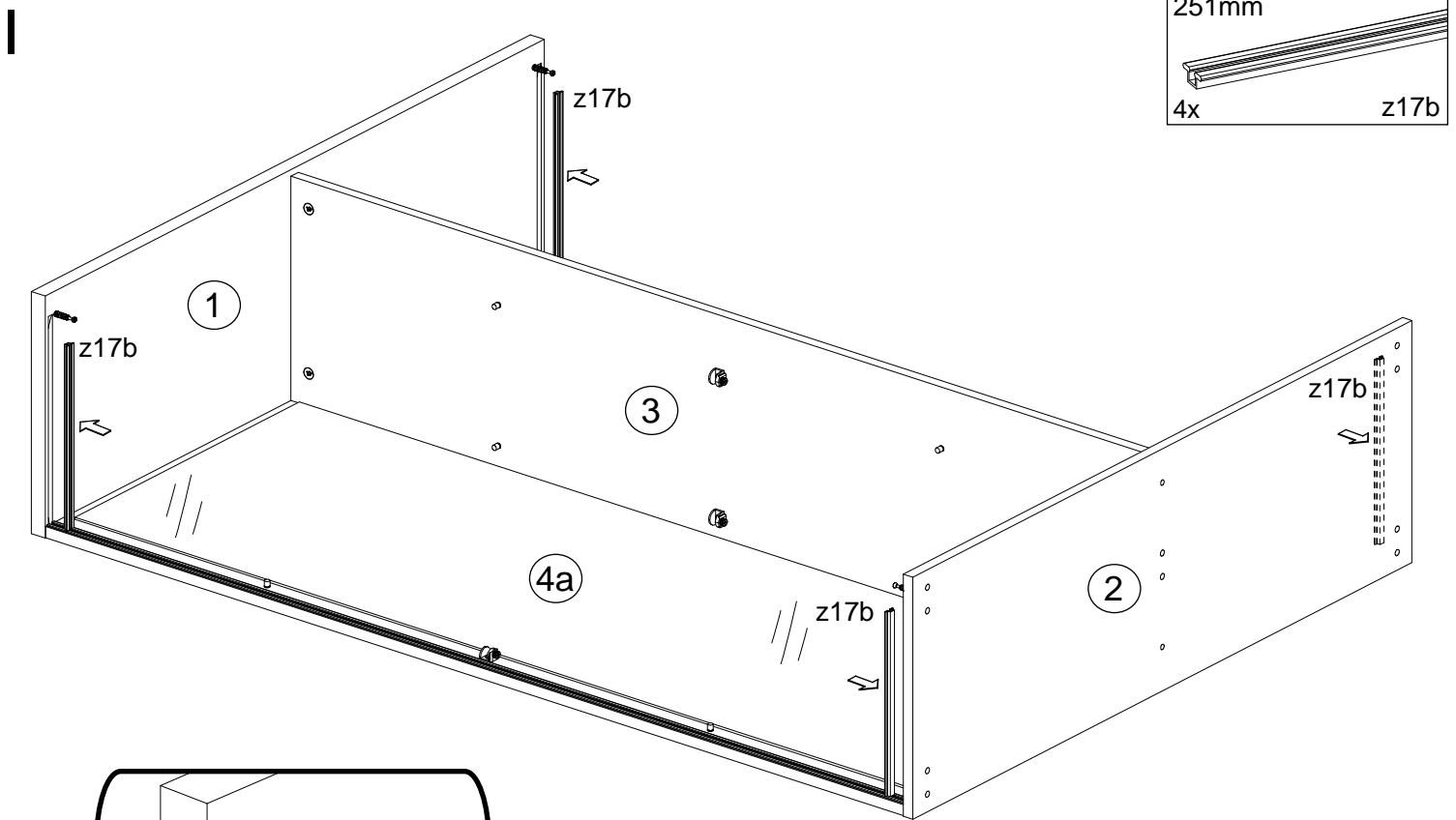
G



H

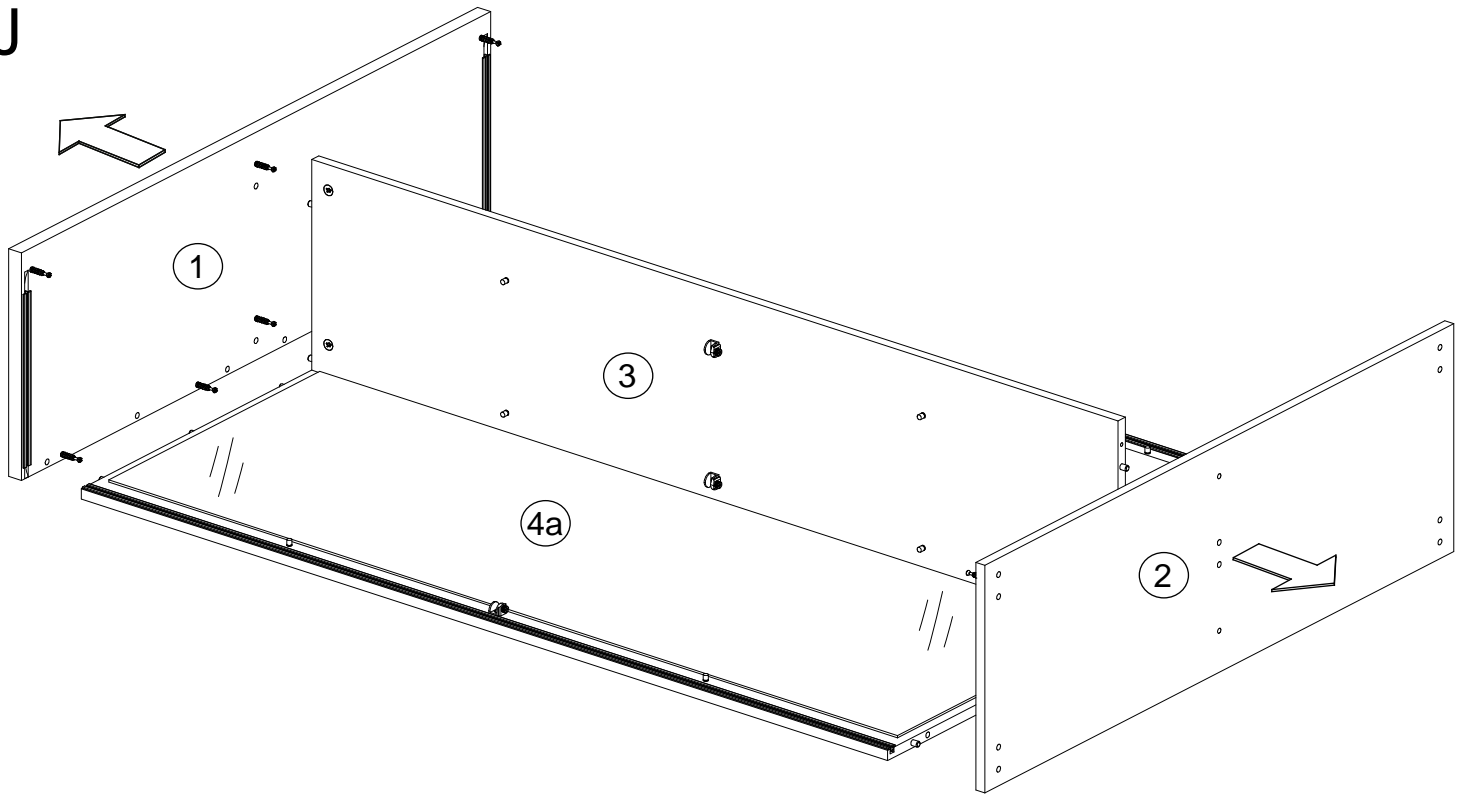


# ALB53A/137

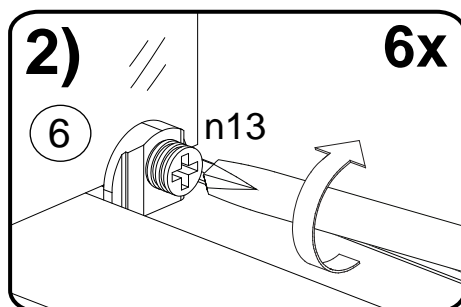
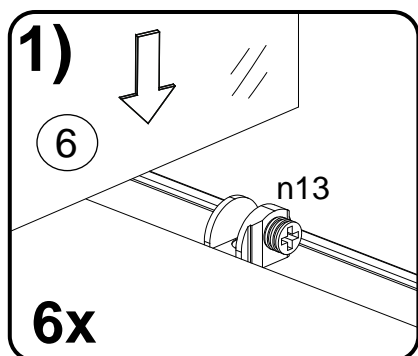
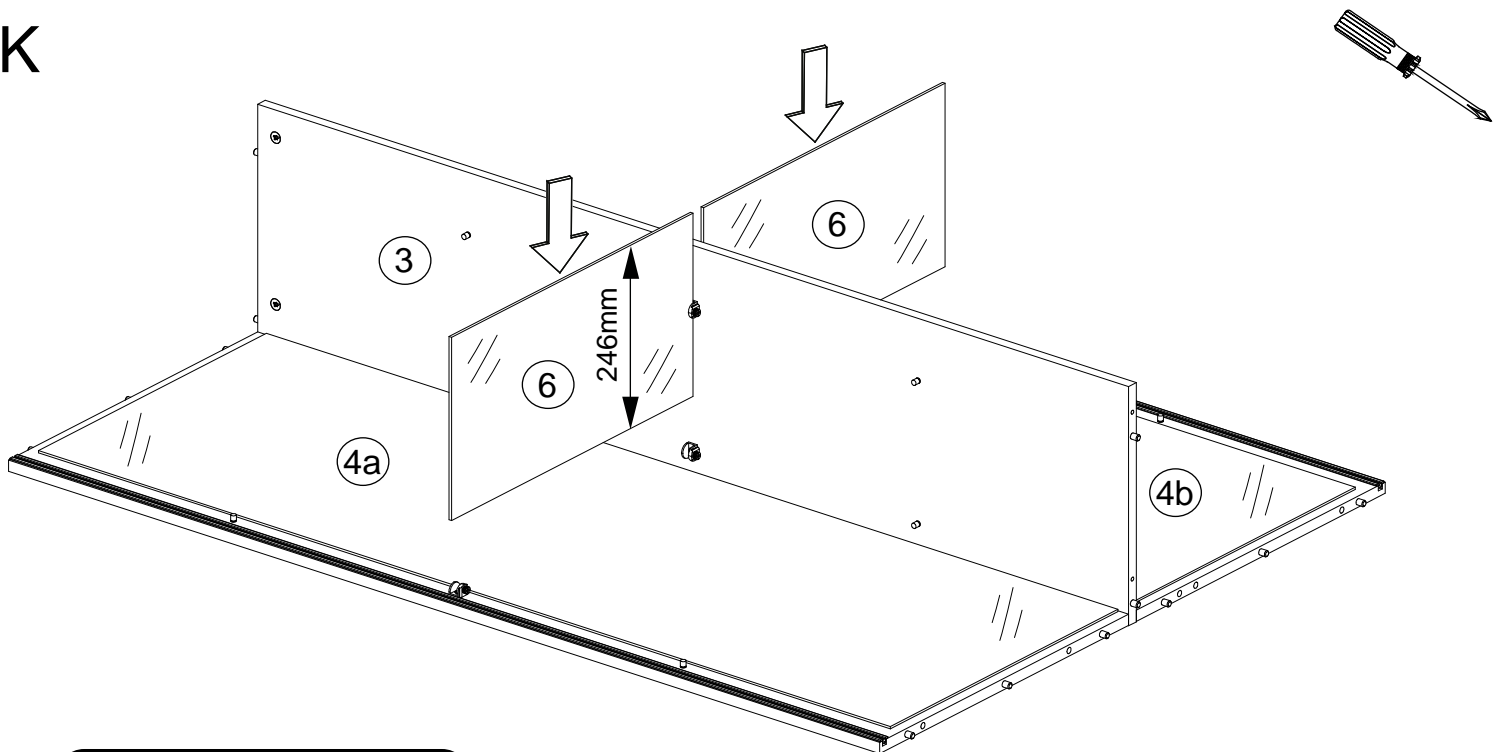


# ALB53A/137

J

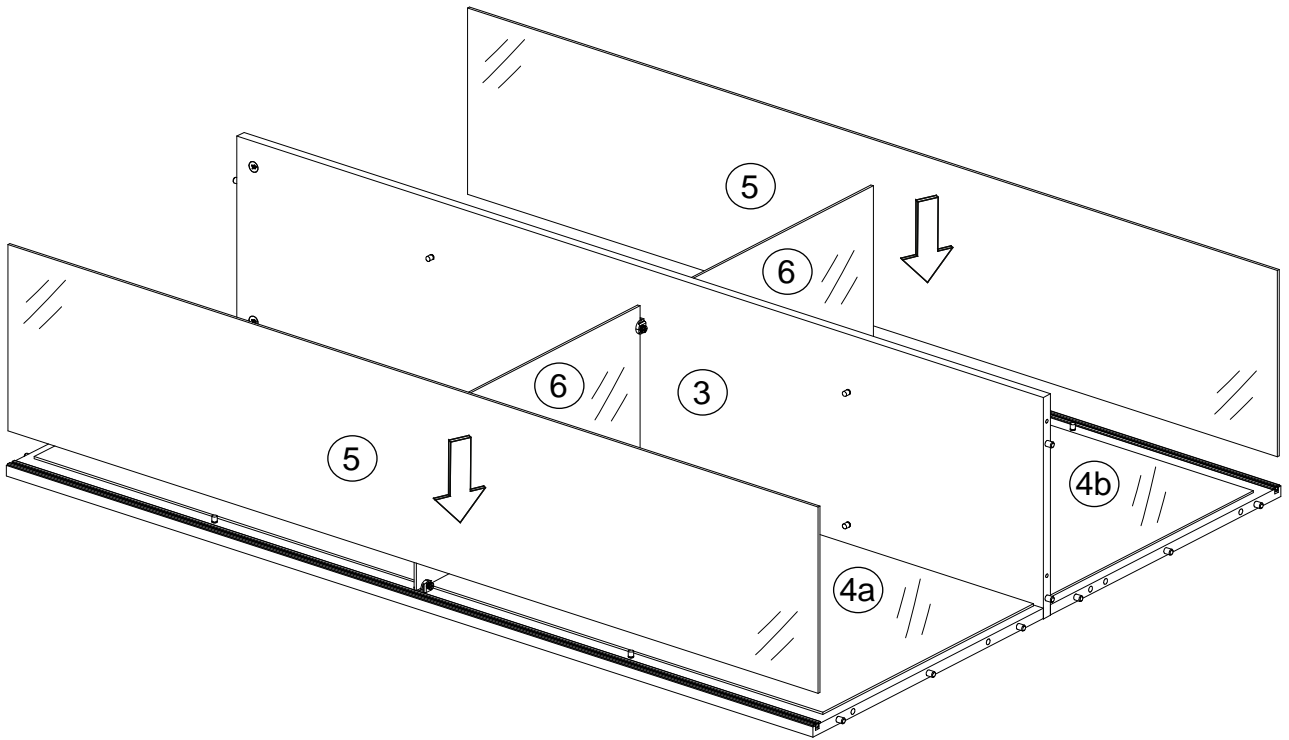


K

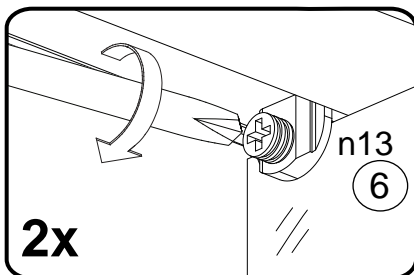
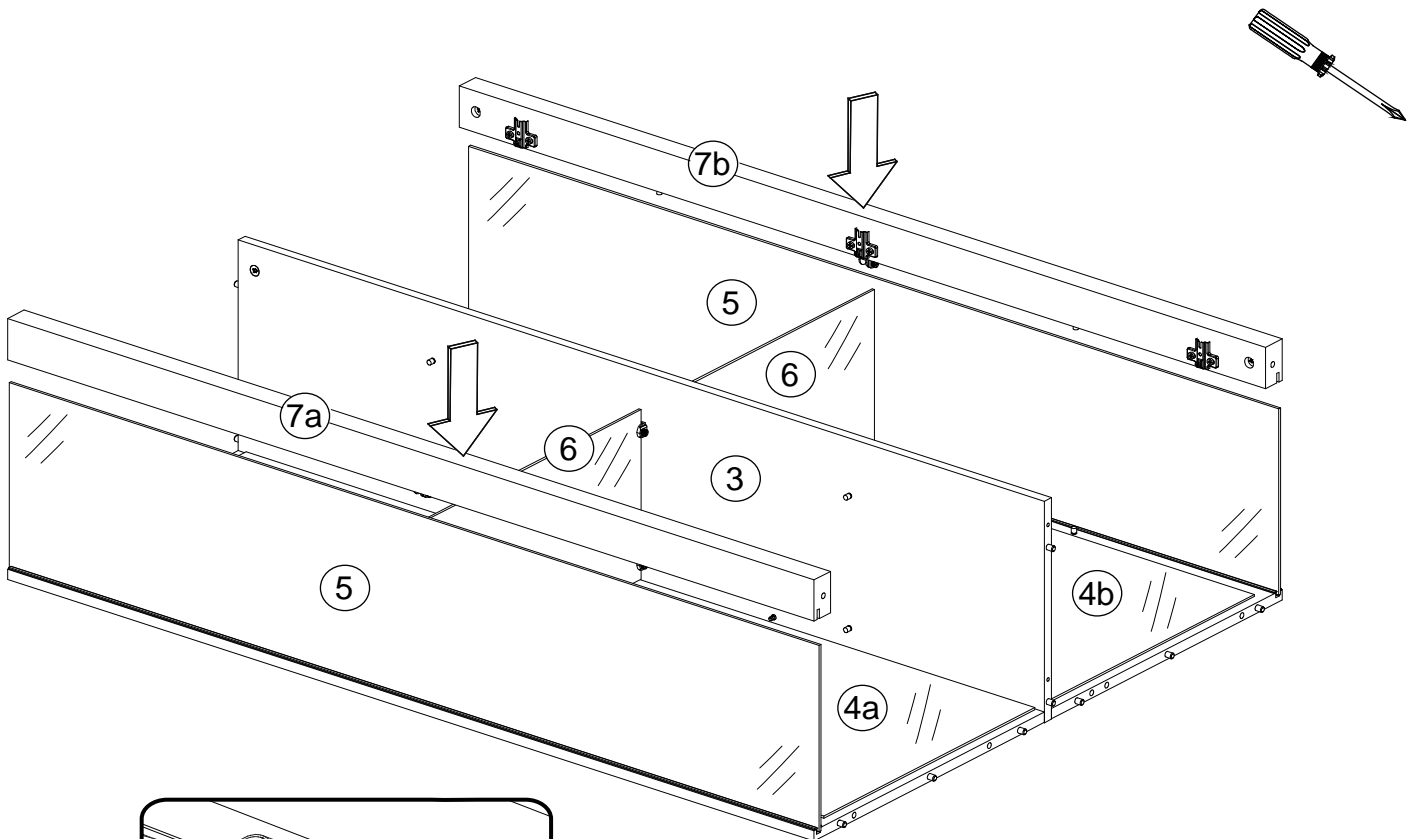


# ALB53A/137

L





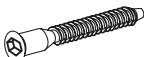

M

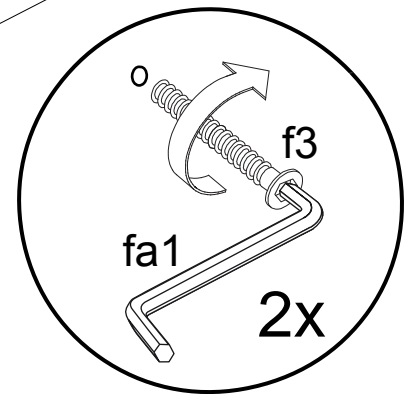
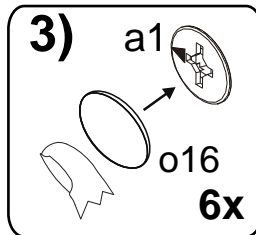
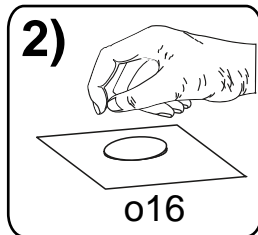
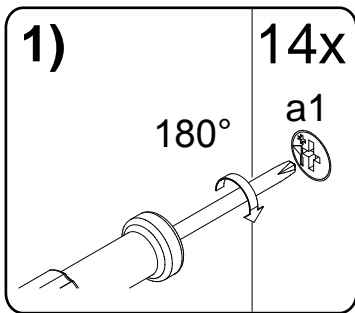
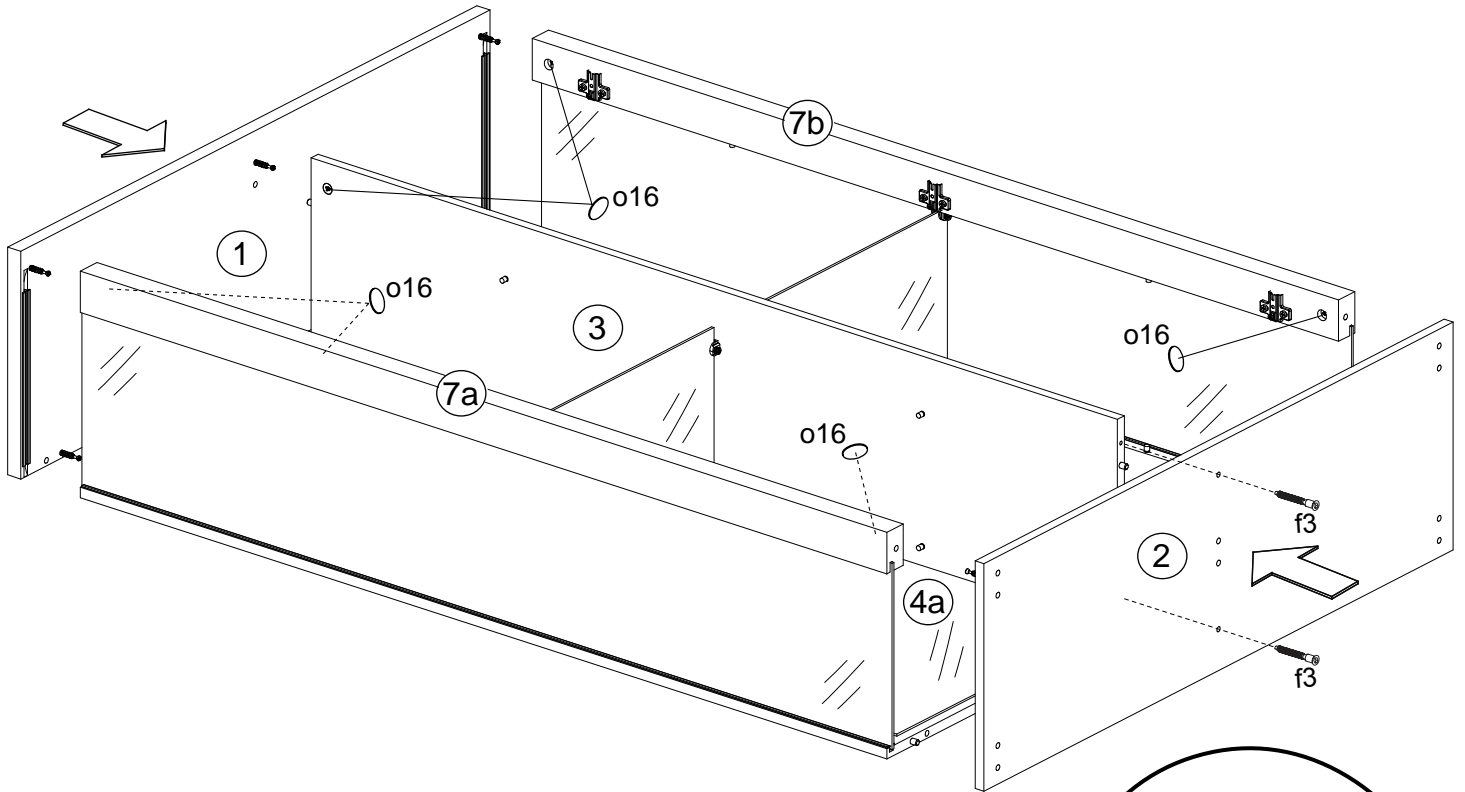


# ALB53A/137

N

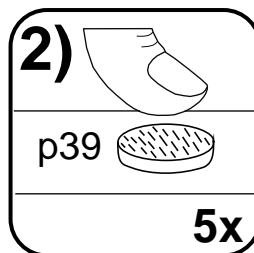

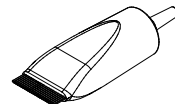
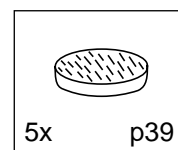
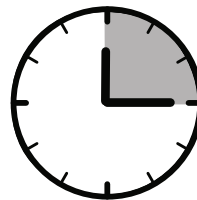
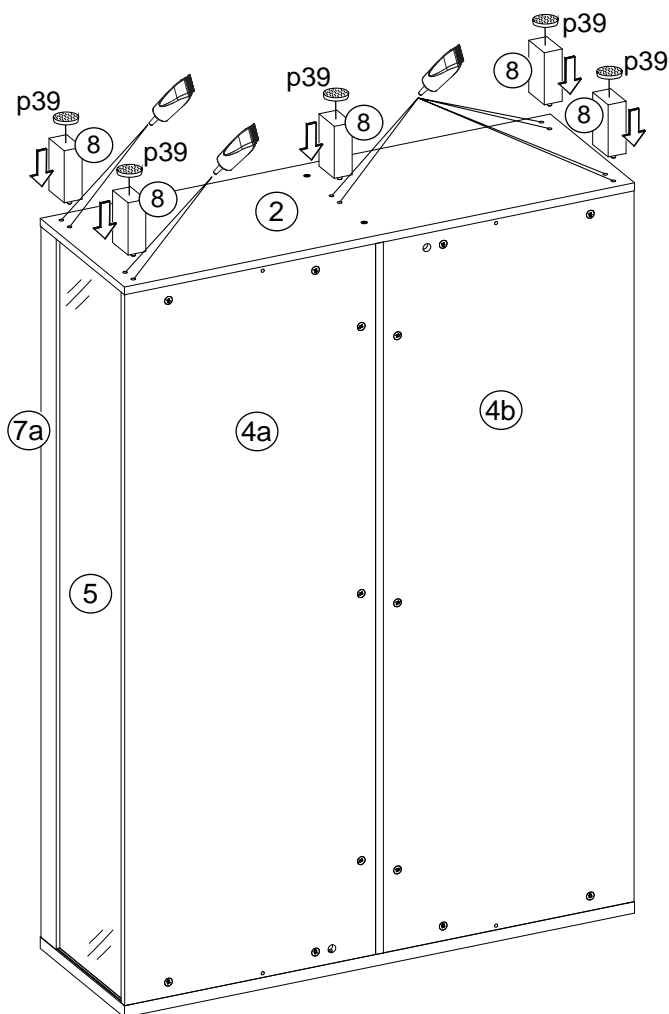


4 mm  fa1	7x50  2x f3	ø20  6x o16
--	--	--

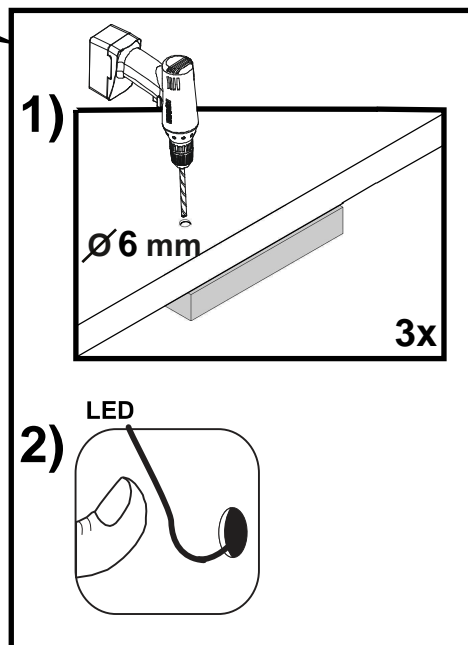
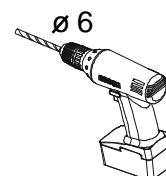
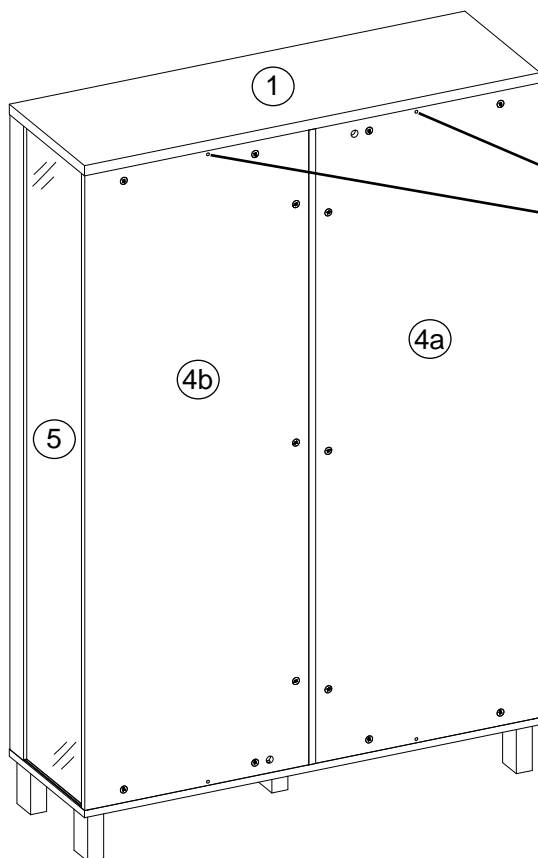


# ALB53A/137

O



P

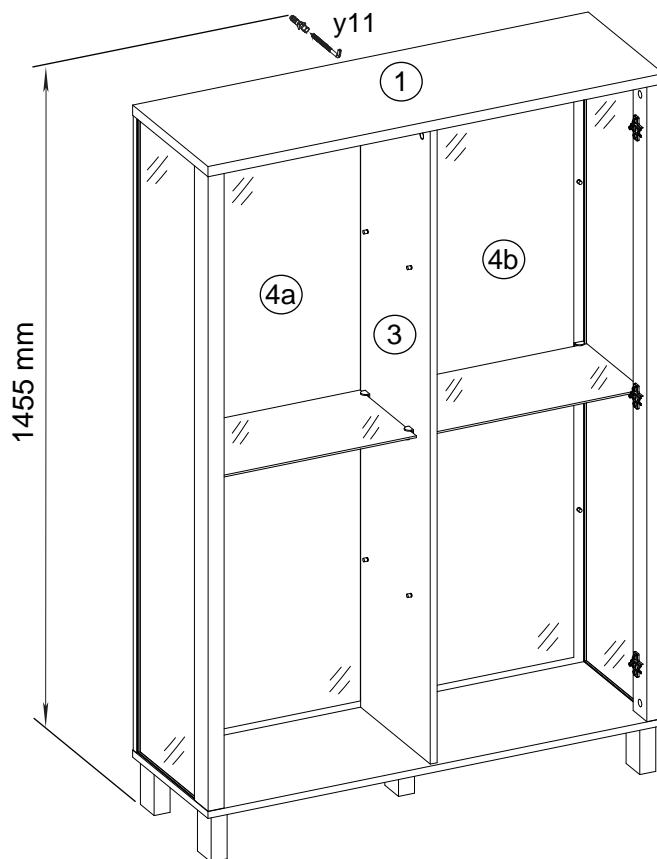
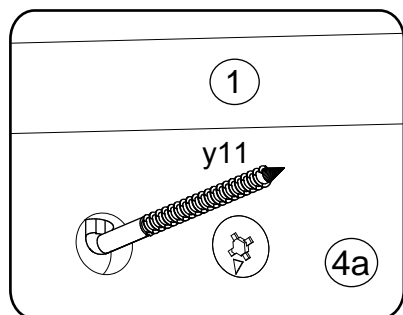


# ALB53A/137

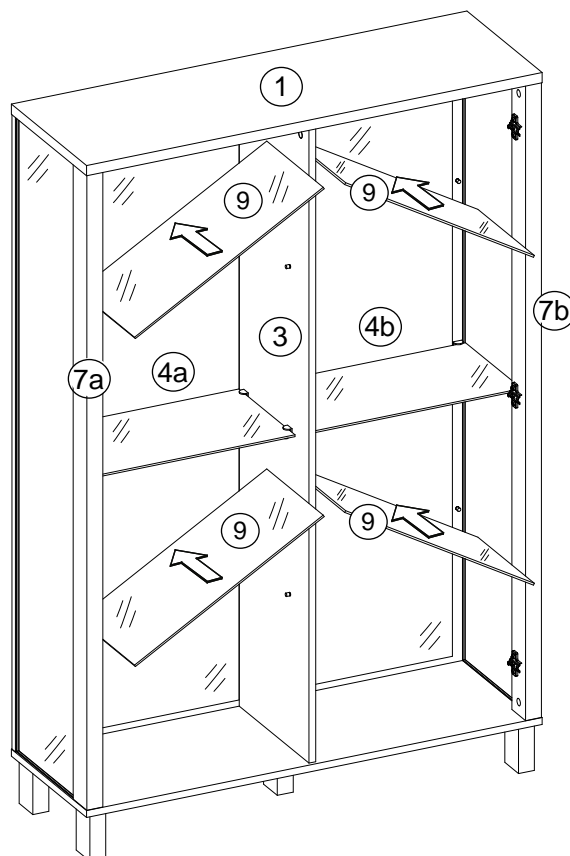
Q

Tato jednotka musí být připevněna ke stěně pomocí vhodného upevňovacího prostředku (není součástí dodávky).

Tato jednotka musí být připevněna na stěnu pomocí vhodného upevňovacího prostředku (není součástí dodávky).

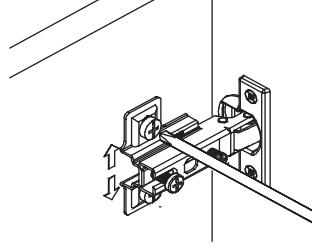
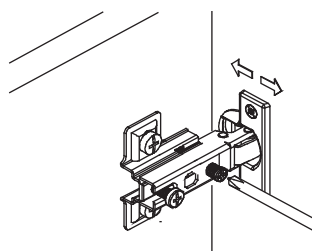
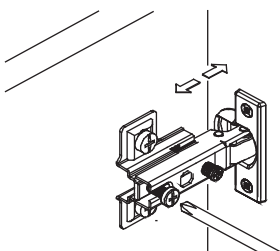
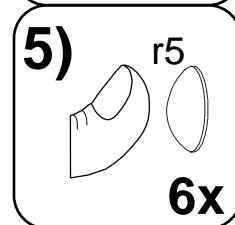

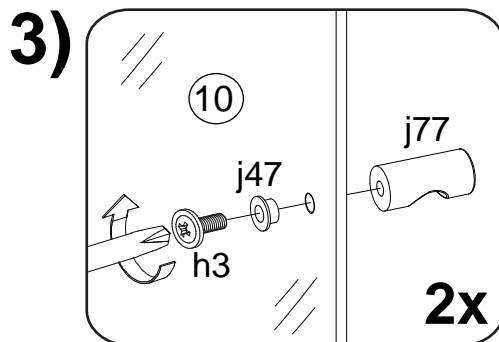
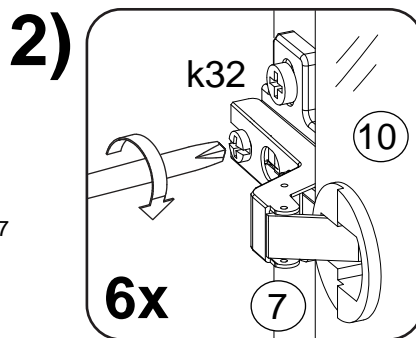
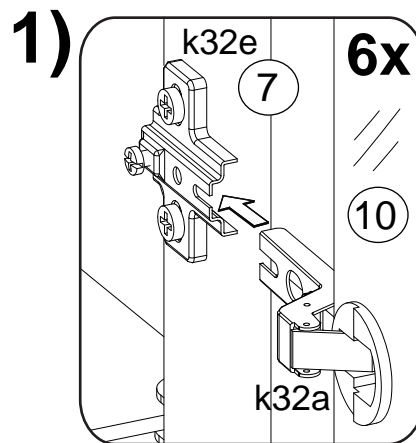
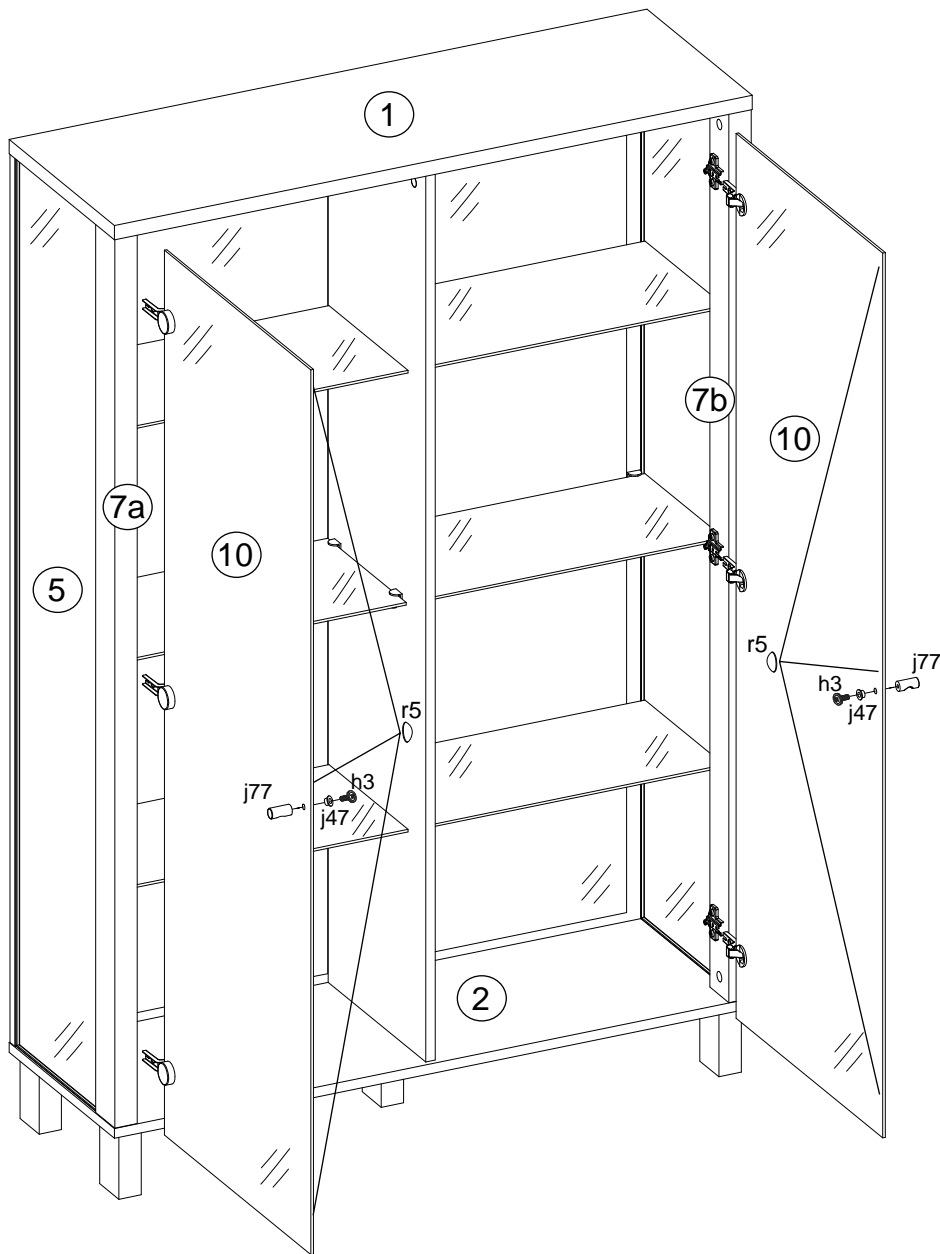
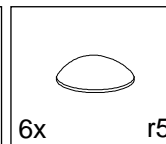
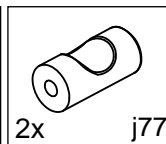
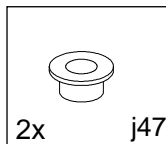
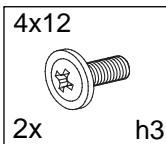



R



# ALB53A/137

S



# ALB53A/137



- Ⓓ Das Möbel muss an der Wand befestigt werden!
- Ⓔ Please ensure to mount the furniture to the wall!
- Ⓕ Les meubles doivent être fixés au mur!
- Ⓝ Het meubel moet aan de wand worden vastgemaakt!
- Ⓔ El mueble se tiene que fijar a la pared!
- Ⓜ Mebel należy przymocować do ściany!



- Ⓓ Informieren Sie sich vor der Wandmontage über das geeignete Montagematerial!
- Ⓔ Please get informed on suitable assembly materials before commencing the wall-mounting!
- Ⓕ Renseignez-vous sur le matériel de montage approprié avant le montage mural!
- Ⓝ Informeer u voor de wandmontage over het geschikte montagematerieel!
- Ⓔ Infórmese antes del montaje en la pared del material apropiado de montaje!
- Ⓜ Przed montażem na ścianie upewnij się, jaki jest potrzebny właściwy materiał montażowy!



- Ⓓ Beschaffen Sie sich das angemessene Material zur Wandbefestigung!
- Ⓔ Please obtain suitable wall-mounting materials!
- Ⓕ Procurez-vous le matériel approprié pour le montage mural!
- Ⓝ Verschaf u het adequate materieel voor de wandbevestiging!
- Ⓔ Procúrese el material adecuado para la fijación a la pared!
- Ⓜ Zakup odpowiedni materiał do przymocowania na ścianie!



- Ⓓ Lassen Sie die Wandbefestigung von einer fachkundigen Person vornehmen!
- Ⓔ Ensure all wall-mounting is carried out by competent personnel!
- Ⓕ Faites effectuer le montage mural par une personne compétente!
- Ⓝ Laat de wandbevestiging door een professional uitvoeren!
- Ⓔ Deje que la fijación a la pared la haga un profesional!
- Ⓜ Zlec przymocowanie do ściany odpowiednio doświadczonej osobie!

- Ⓜ Мебель должна крепиться к стене!
- Ⓓ Il mobile deve essere fissato alla parete!
- Ⓜ A bútor a falon rögzítendő!
- Ⓓ O móvel tem que ser fixado na parede!
- Ⓓ Nábytek musí být připevněn ke stěně!
- Ⓜ Montáž na stenu zverte kvalifikovanej osobe!

- Ⓜ Перед тем, как крепить мебель к стене, получите информацию о подходящем крепежном материале!
- Ⓓ Prima del fissaggio alla parete, informarsi sul materiale di montaggio adatto!
- Ⓜ A falra szerelés előtt tájékozódjon, hogy ehhez milyen szerelőanyagok szükségesek!
- Ⓓ Antes da montagem na parede, informe-se sobre o material de montagem adequado!
- Ⓓ Informujte se o vhodném montážním materiálu před montáží na stěnu!
- Ⓜ Pred montážou na stenu sa informujte o vhodnom montážnom materiáli!

- Ⓜ Приобретите соответствующий материал для крепления к стене!
- Ⓓ Procurarsi il materiale opportuno per il fissaggio alla parete!
- Ⓜ Szerezze be a falra szereléshez szükséges, megfelelő anyagokat!
- Ⓓ Obtenha o material adequado para a montagem na parede!
- Ⓓ Opatřte si vhodný materiál pro montáž na stěnu!
- Ⓜ Zabezpečte si vhodný materiál na montáž na stenu!

- Ⓜ Поручите выполнение работ по креплению к стене специалисту!
- Ⓓ Far effettuare il fissaggio alla parete ad un esperto!
- Ⓜ A bútor falra rögzítését végeztesse ehhez értő személlyel!
- Ⓓ A montagem na parede deve ser executada por uma pessoa competente!
- Ⓓ Montáž na stěnu nechte provést odborně způsobilou osobou!
- Ⓜ Montáž na stenu zverte kvalifikovanej osobe!

