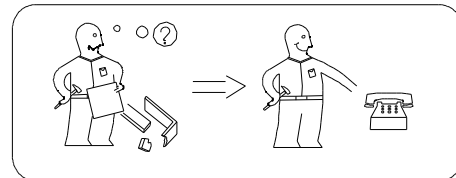
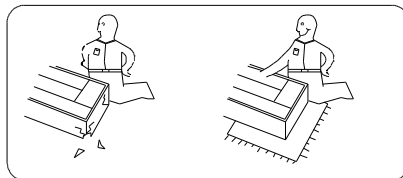
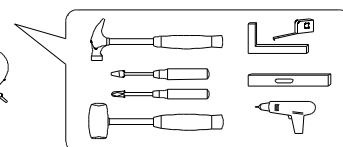
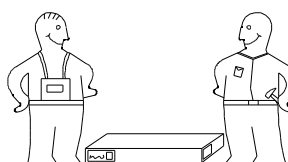



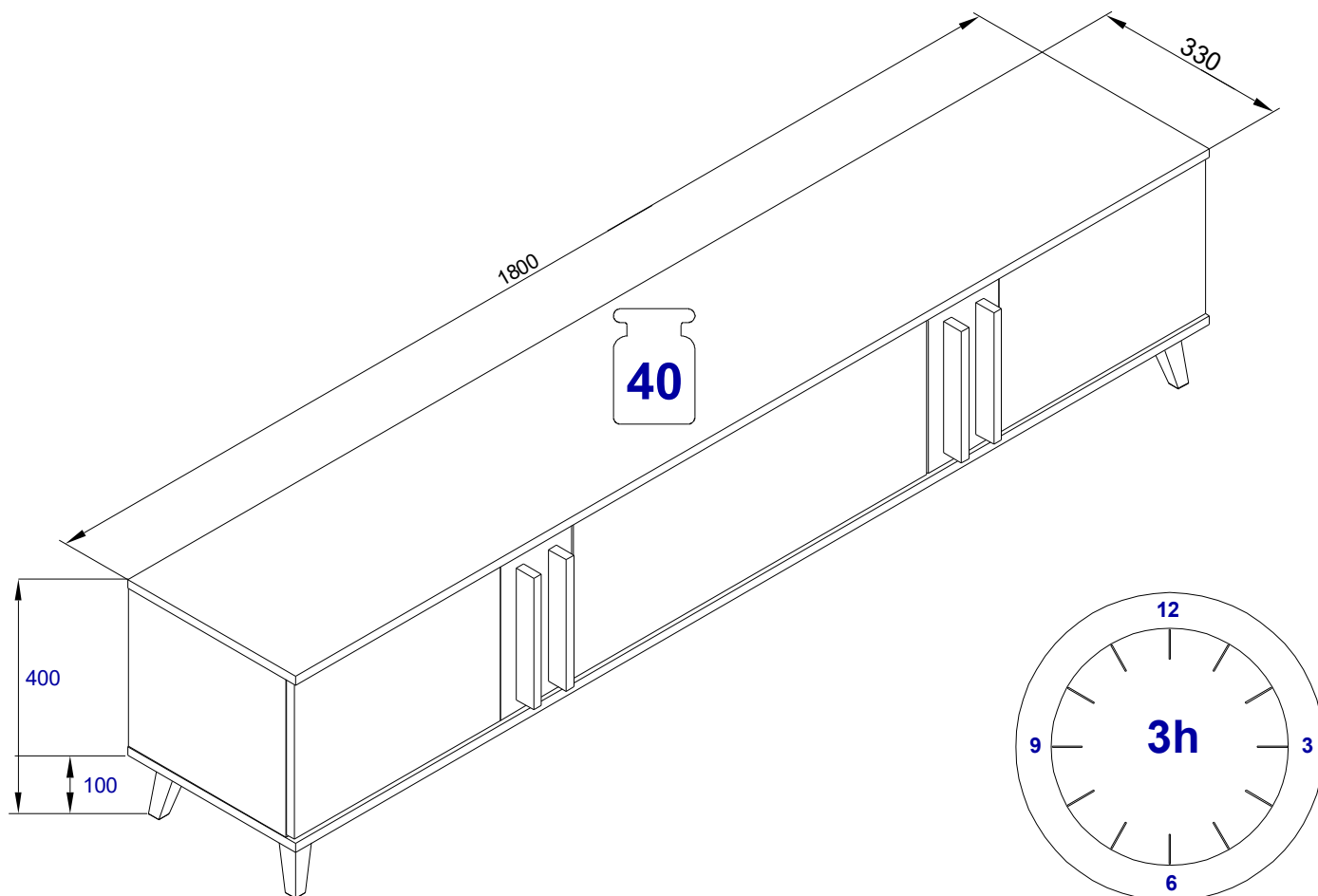
PL Instrukcja montażu
CZ Instrukce k instalaci
D Montageanleitung
GB Assembly instruction
F Midel d'emploi
HU Szerelési útmutató
I Istruzione di montaggio
NL Handleiding voor de montage
RU Инструкция по установке
RO Instrucțiuni de instalare
SK Návod na inštaláciu
TR Montaj talimati
SE Monterings instruktion
SLO Navodila za namestitev
HR Upute za sastavljanje

MONTÁŽNÍ/MONTÁŽNY NÁVOD HELS II









! Uwaga . Upozornini. Achtung . Attention . Caution Firyelem . Attenzione . Opgelet .
! ВНИМАНИЕ Atentie . Upozornenie . Dikkat . Uppmärksamhet . Uppmärksamhet . Pozor . Pažnja **!**


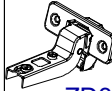

| | | | |
|-----------|--|------------|---|
| PL | Czyszczenie należy wykonywać wyłącznie za pomocą ściereczki lekko nawilżonego ręcznika. nie stosować środków czyszczących do szorowania. | I | La pulizia deve essere eseguita solo con un panno e un asciugamano leggermente inumidito. non utilizzare agenti abrasivi. |
| CZ | Čištění í by se m ělo prov ádět pouze hadř íkem a mírn ě navlhčen ým ru čníkem. nepou žívejte abrazivní prost ředky. | NL | Reinig alleen met een stofdoek of lichtjes met een vochtige doek.Gebruik geen schurende of bijtende poetsmiddelen. |
| D | Bitte nur mit einem Staubtuch oder leicht feuchtem Lappen reinigen. Keine scheuernden Putzmittel verwenden. | RU | Чистку следует производить только тряпкой, слегка смоченной полотенцем. не используйте чистящие средства. |
| GB | Please only clean with a duster or a damp cloth. Do no use any abrasive cleaners. | RO | Curatare trebuie efectuată numai cu o carpa sau cu un prosop ușor umezit.Nu utilizați agenți de curatare abrazivi. |
| F | Le nettoyage doit être effectué uniquement avec un chiffon, une serviette légèrement humidifiée. n'utilisez pas d'agents à récurer. | SK | Čistenie by sa malo uskutočňovať iba pomocou handričky a mierne navlhčen ého uteráka. nepou žívajte drsné prostriedky. |
| HU | A tiszt ítást csak ruhával, enyhén megnedvesített törölköz óvel szabad elv égezní. ne használjon tisztítószer t a súroláshoz. | TR | Temizlik sadece bezle, hafif çe nemlendirilmi ş havluyla yapılmalıdır. ovma maddeleri kullanmayın. |
| SE | Torka rent med en fuktig trasa. Använd endast vatten eller ett mildt rengöringsmedel. Torka torrt med en ren trasa. | SLO | Obršite z vlažno krpo. Uporabljajte le vodo ali blag detergent. Posušite s čisto krpo. |
| HR | Očistite vlažnom krpom. Upotrijebite samo vodu ili blagi deterđent. Posušite čistom krpom. | | |











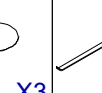

I - III

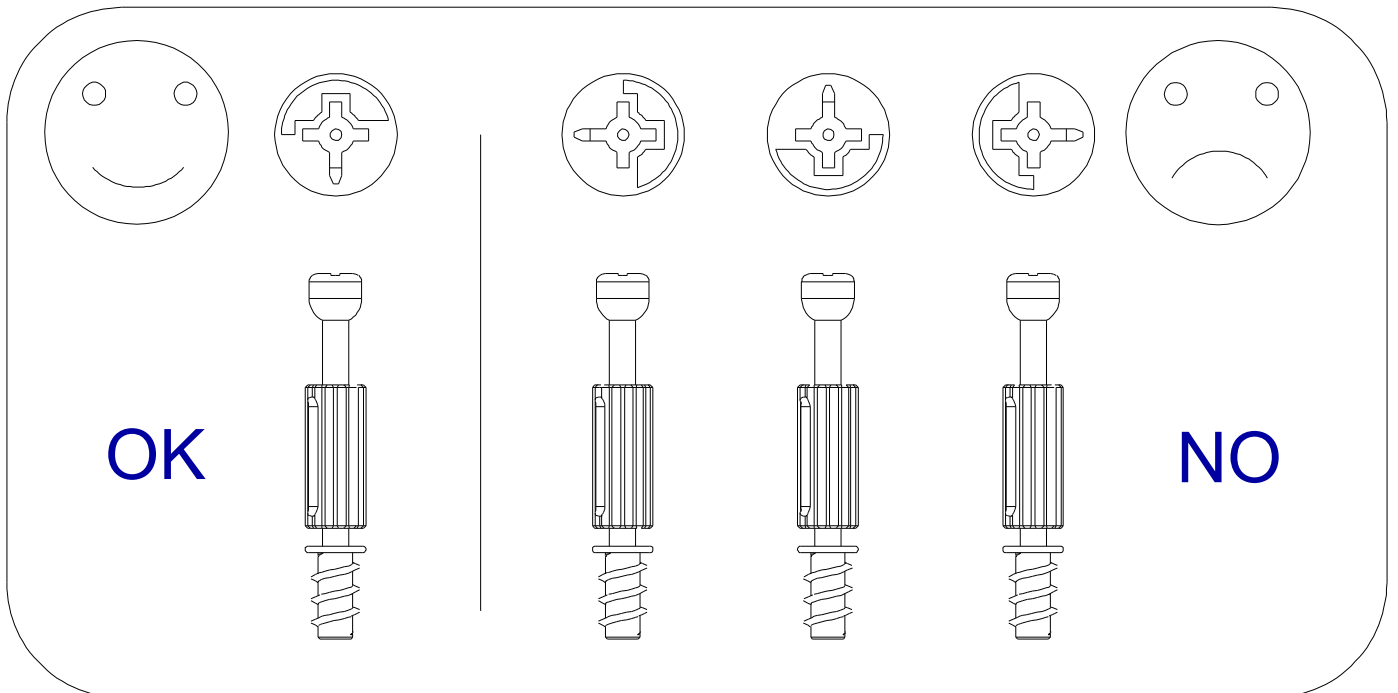
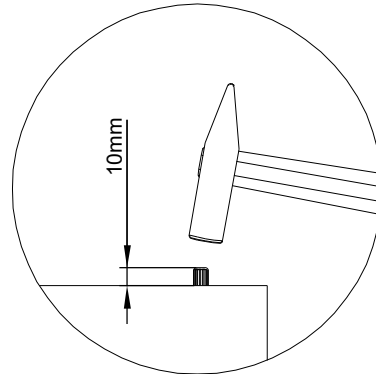
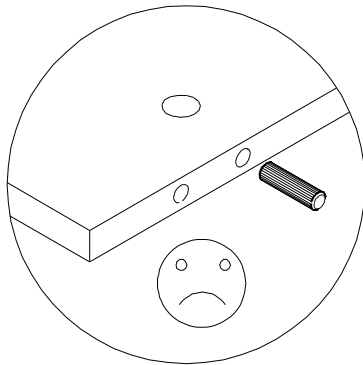
| | | | | | |
|---|---|---|---|--|---|
|  |  |  |  |  |  |
| D | B | Q | 3x13 H | A | PS |
| 16x | 16x | 2x | 6x | 8x | x1 |

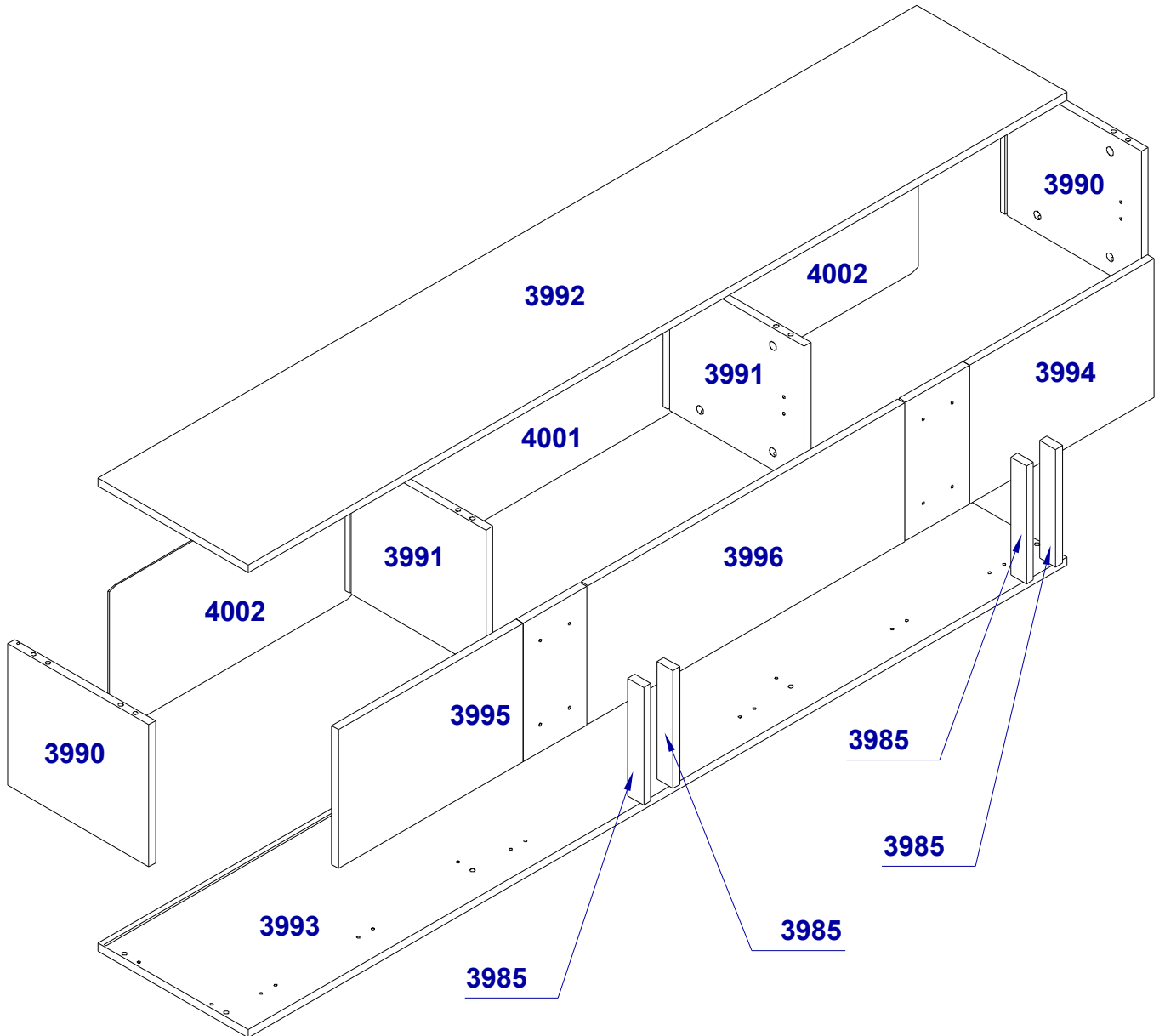
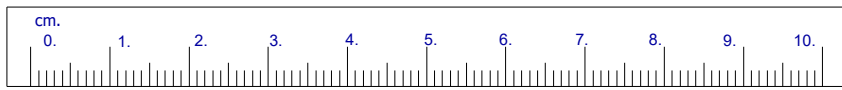
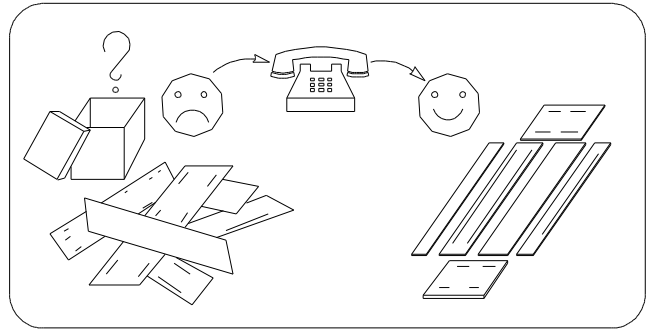

IV - VI

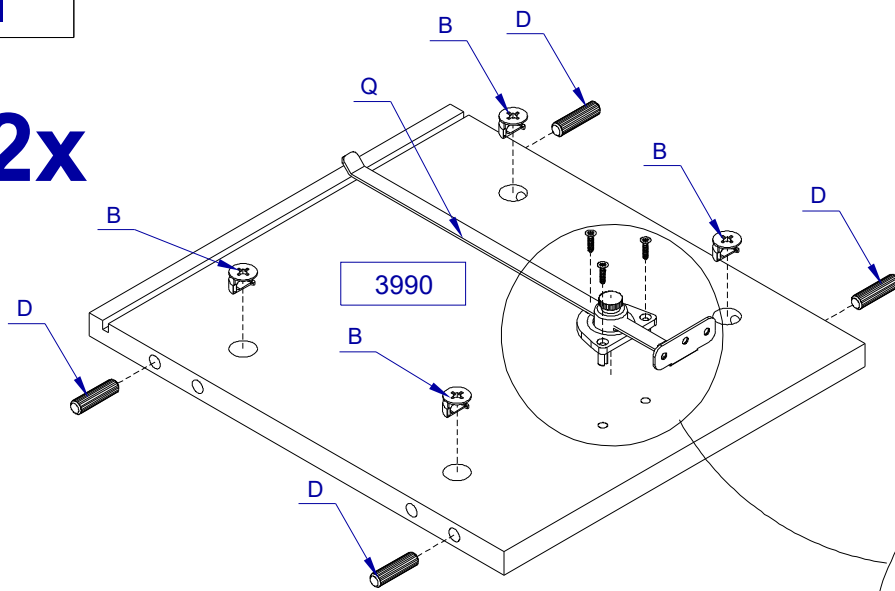
| | | |
|---|---|---|
|  |  |  |
| 4x16 H8 | ZD3 | 4x45 H19 |
| 12x | 6x | 8x |





VII - XII

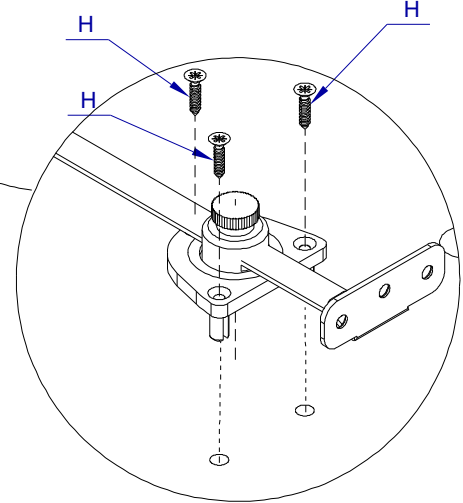
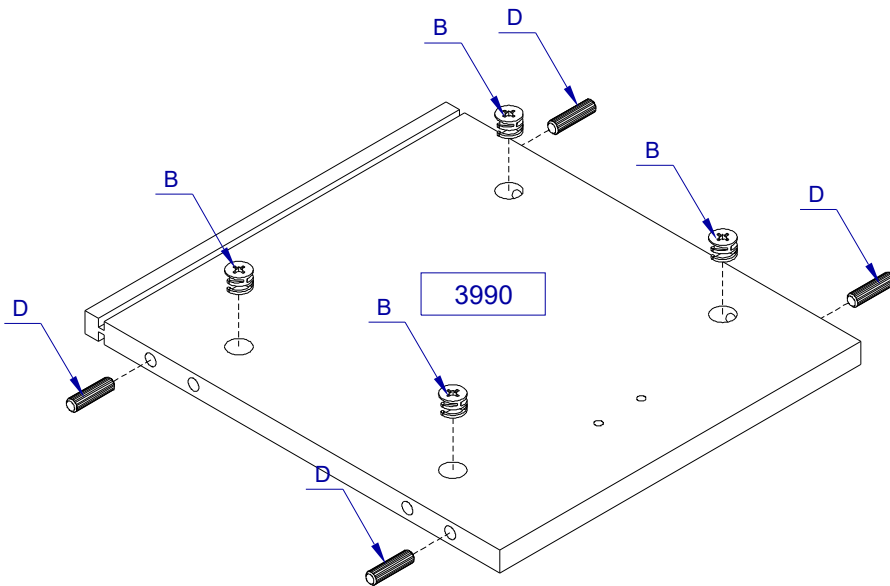
| | | | | | | | | | |
|---|---|---|---|---|---|--|---|---|---|
|  |  |  |  |  |  |  |  |  |  |
| A | LD | NPR | 4x16 H8 | NS | 4x20 H13 | I | X3 | Q | 3x13 H |
| 8x | 6x | 2x | 8x | 4x | 16x | 12x | 16x | 1x | 12x |





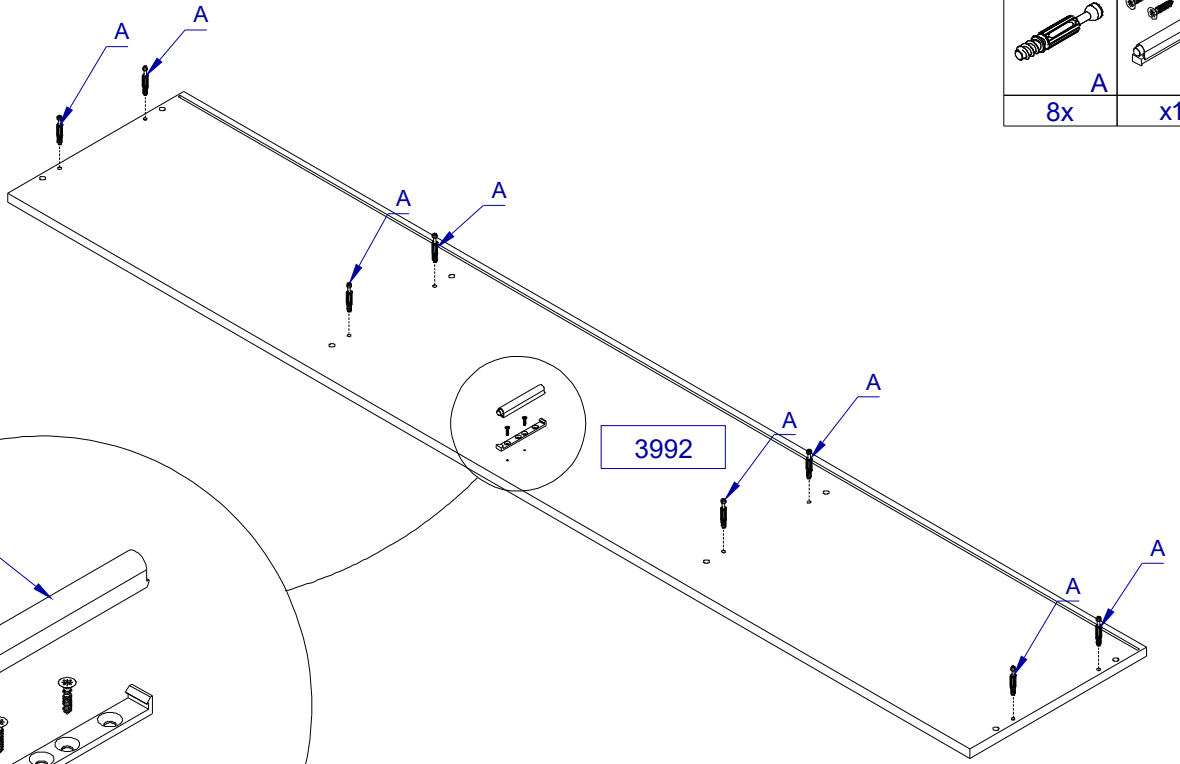



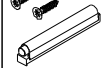
I**2x**

| | | | |
|--|--|--|--|
|  |  |  |  |
| D | B | Q | H |
| 8x | 8x | 2x | 6x |

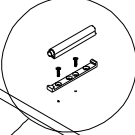
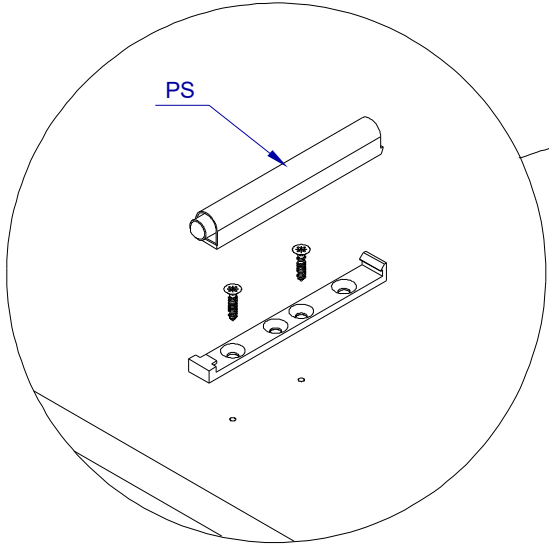
**II****2x**

| | |
|---|---|
|  |  |
| B | D |
| 8x | 8x |

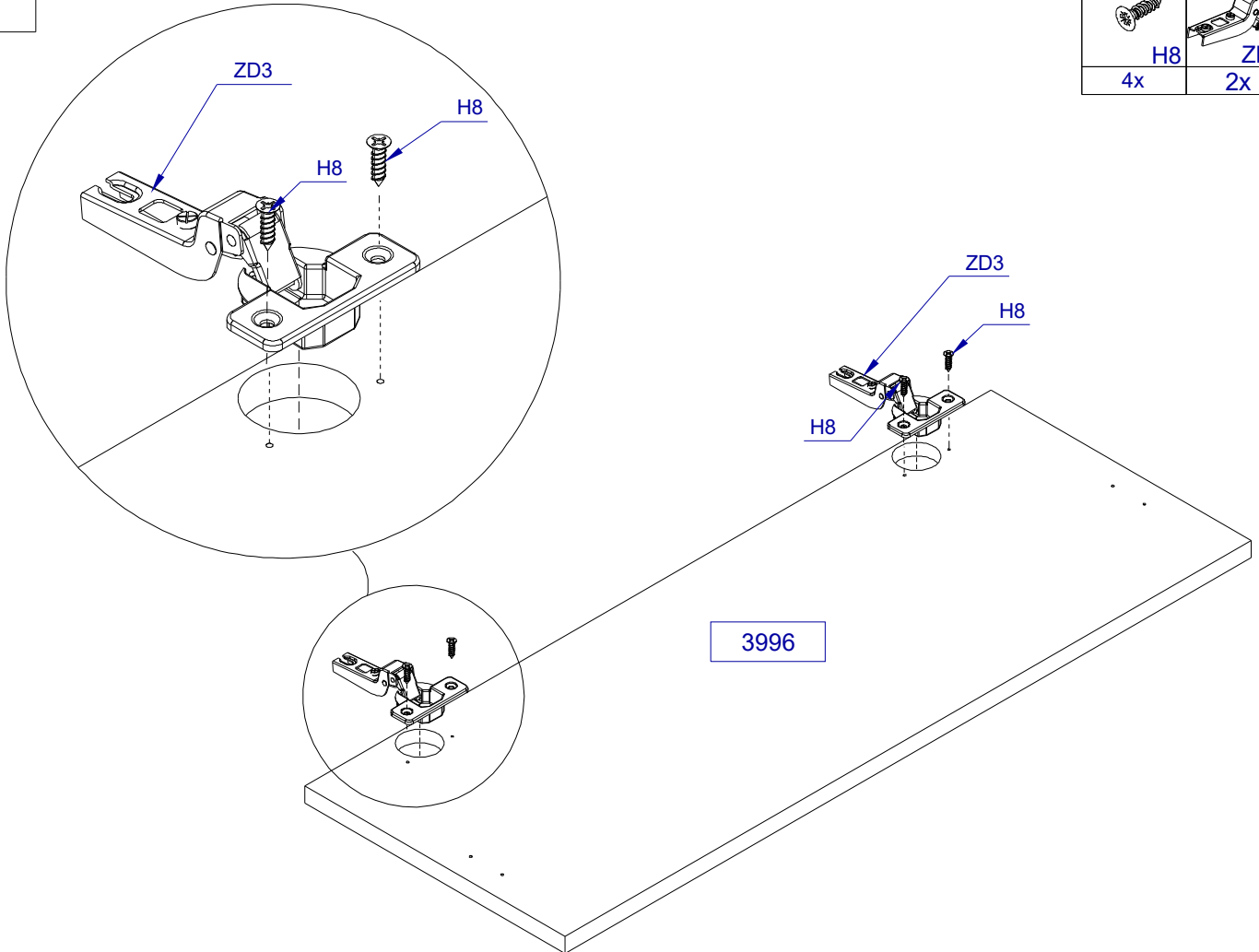




| | |
|--|--|
|  |  |
| A | PS |
| 8x | x1 |

3992






IV

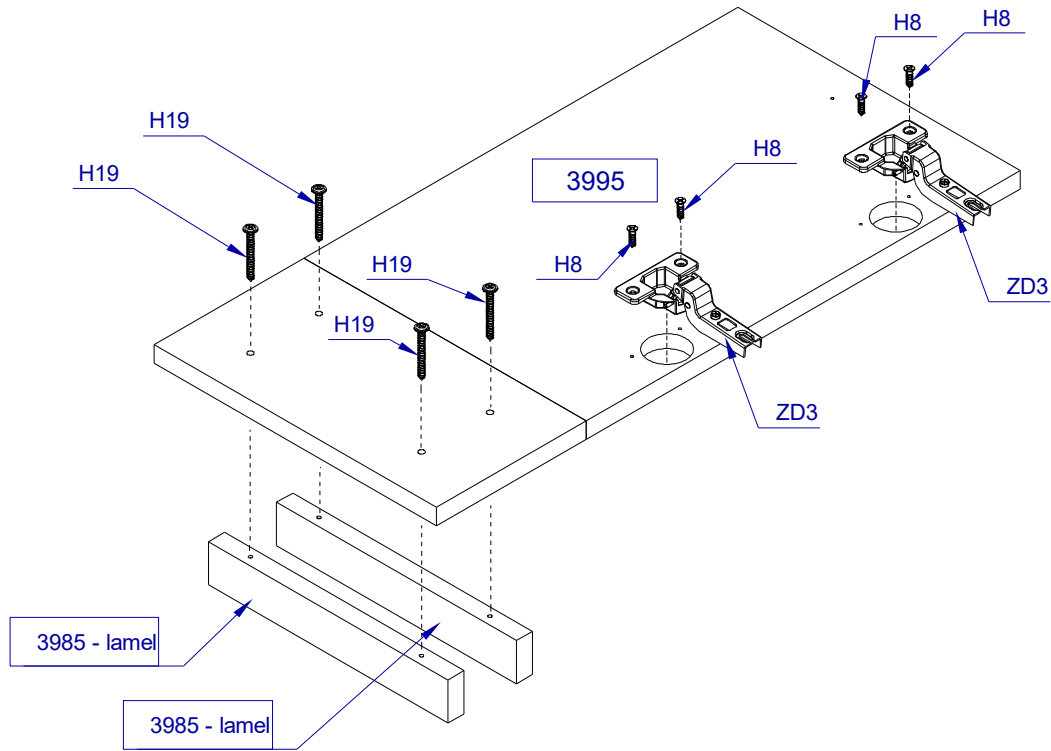





| | |
|---|---|
|  |  |
| H8 | ZD3 |
| 4x | 2x |

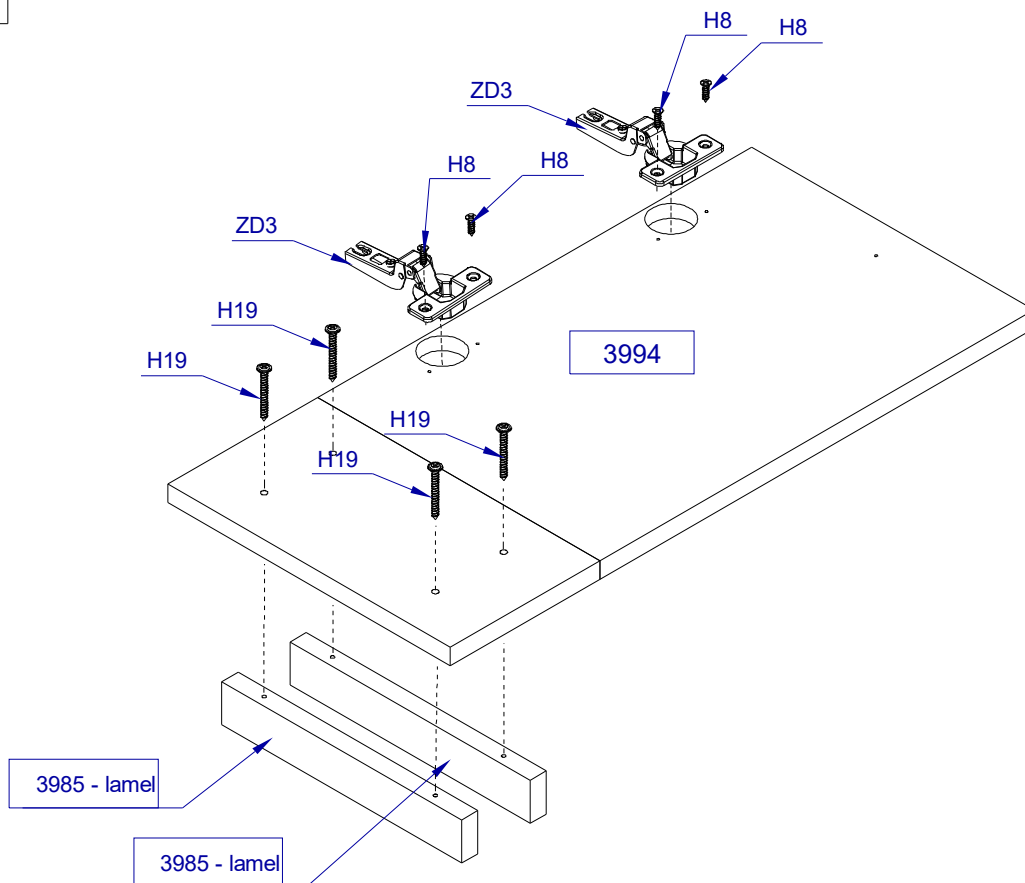
3996

V


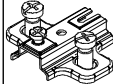




| | | |
|--|--|--|
|  |  |  |
| ZD3 | H8 | H19 |
| 2x | 4x | 4x |

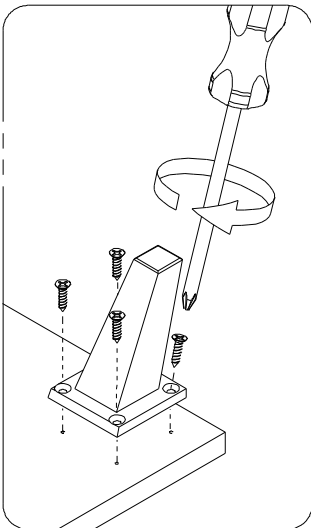
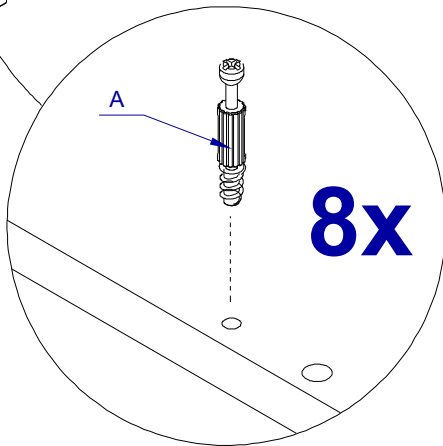
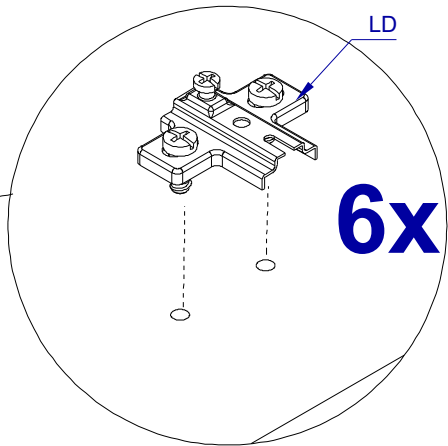
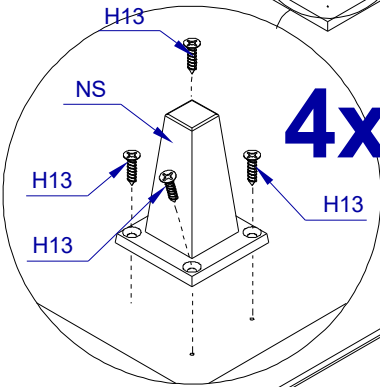
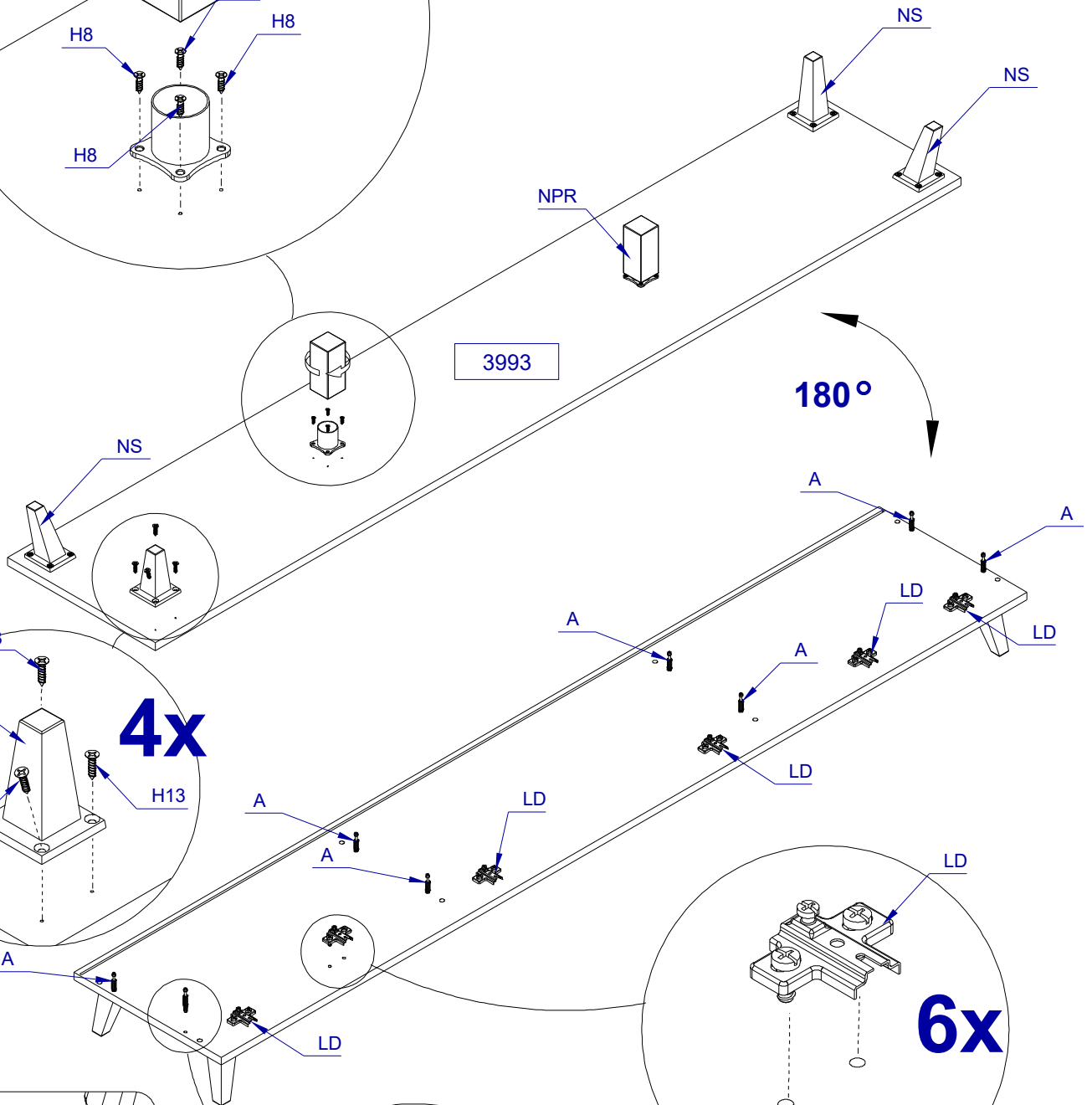
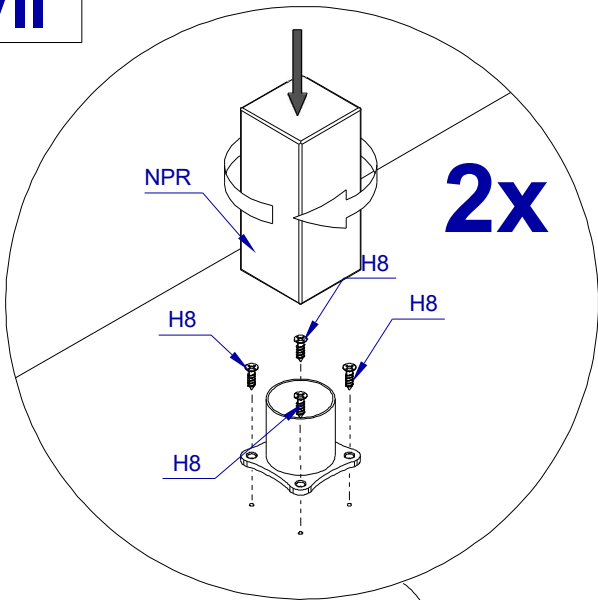
**VI**

| | | |
|---|---|---|
|  |  |  |
| ZD3 | H8 | H19 |
| 2x | 4x | 4x |

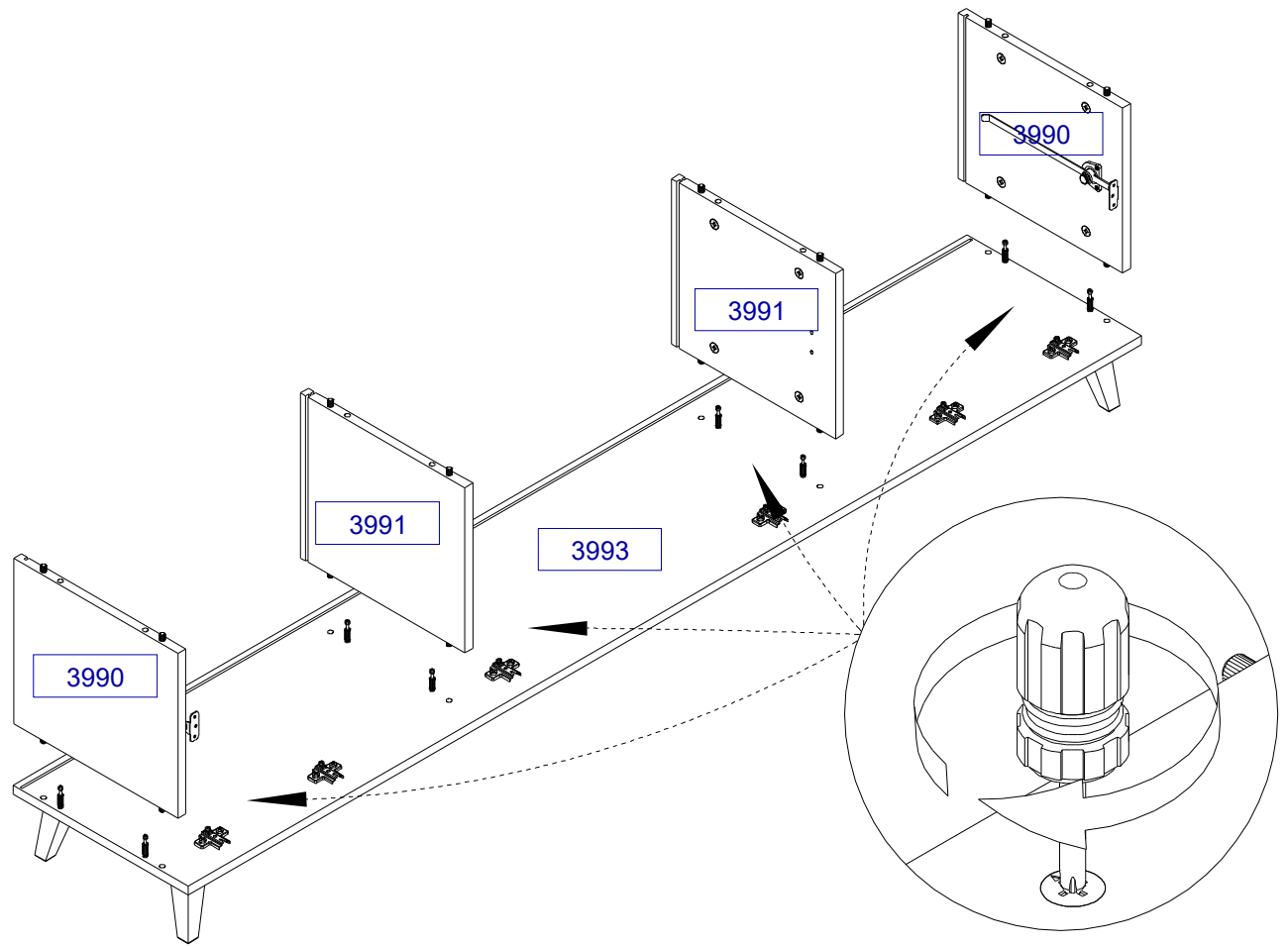


VII

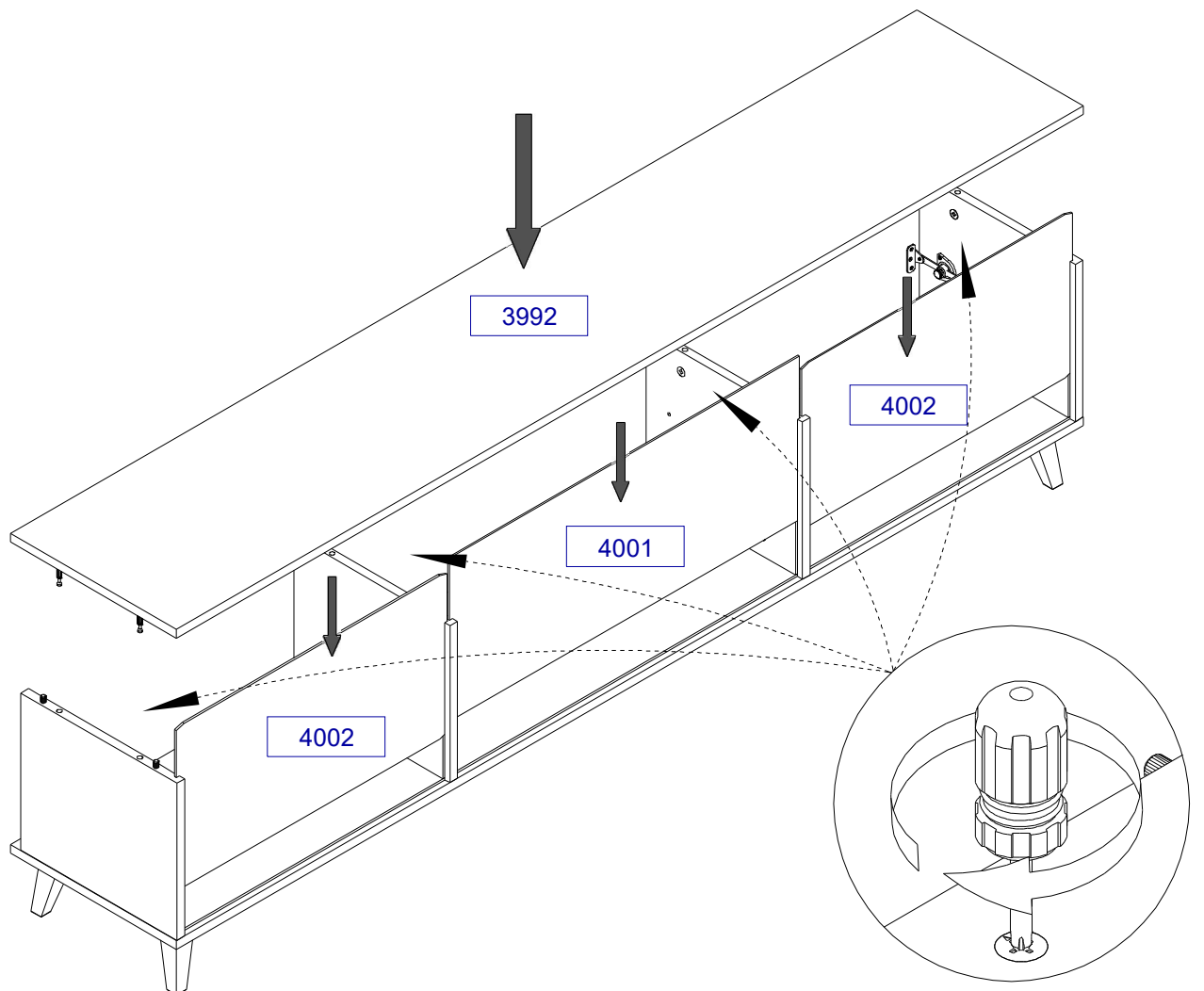
| | | | | | |
|--|---|--|--|--|--|
|  |  |  |  |  |  |
| A | LD | NPR | 4x16 H8 | NS | H13 |
| 8x | 6x | 2x | 8x | 4x | 16x |



VIII



IX



X



1

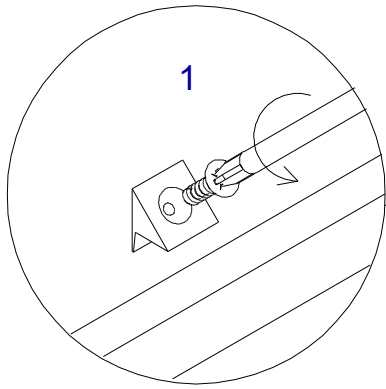
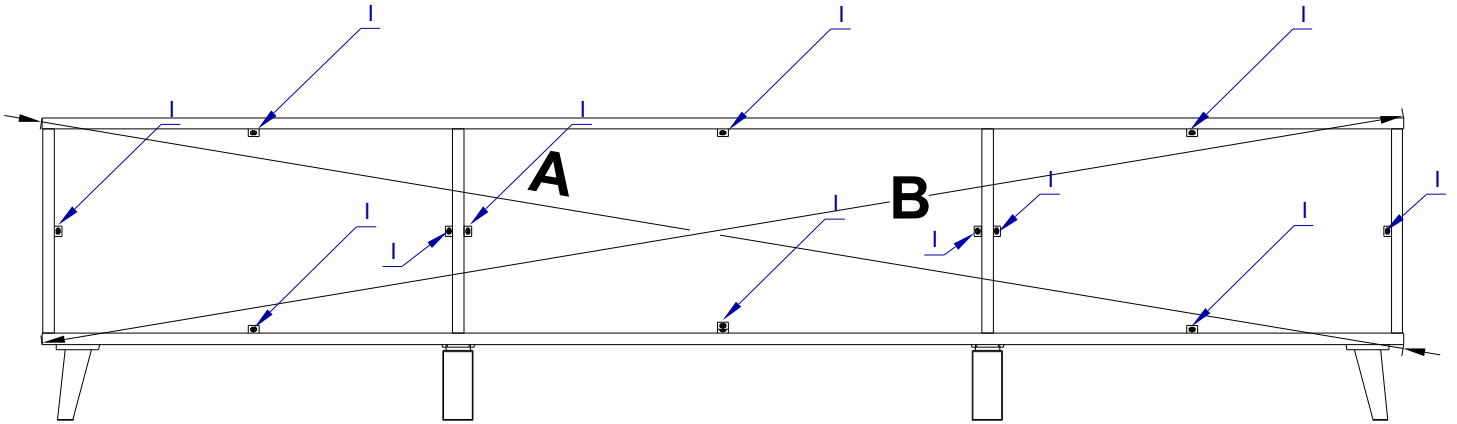
12x



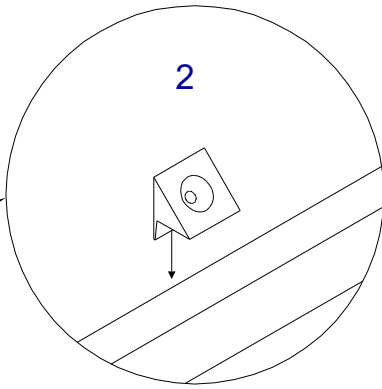
X3

16x

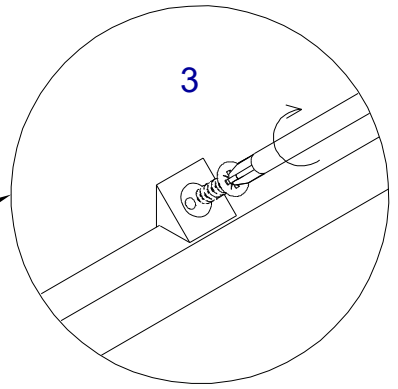
A = B



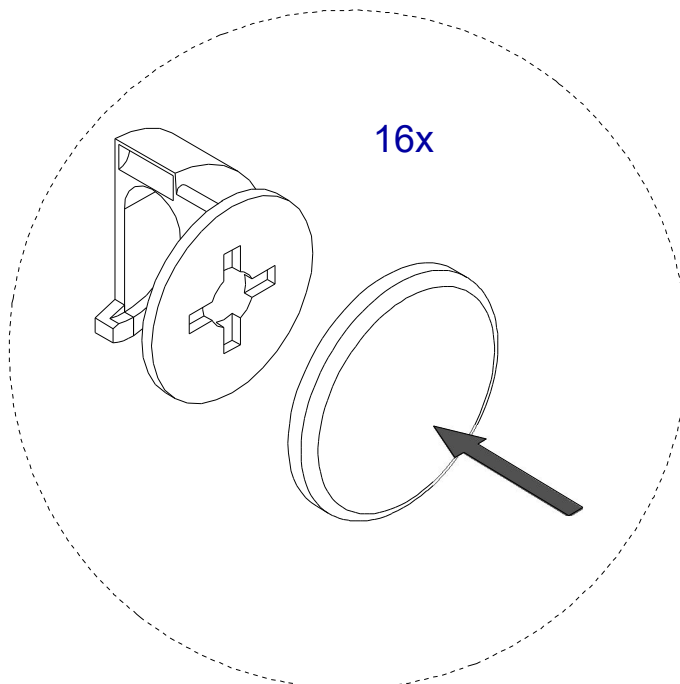
1





2

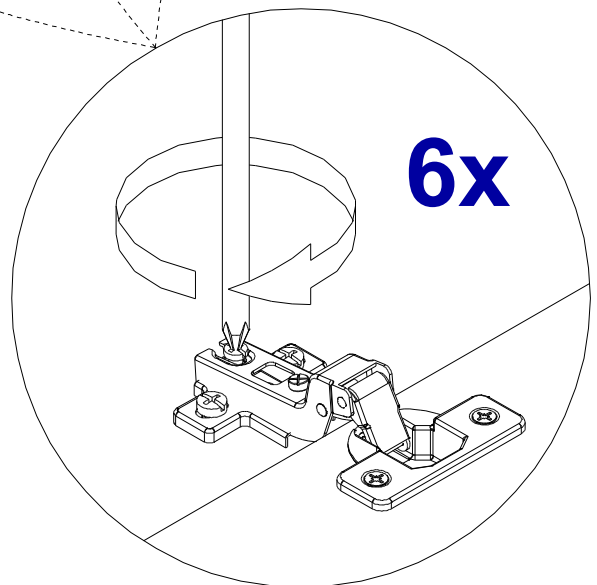
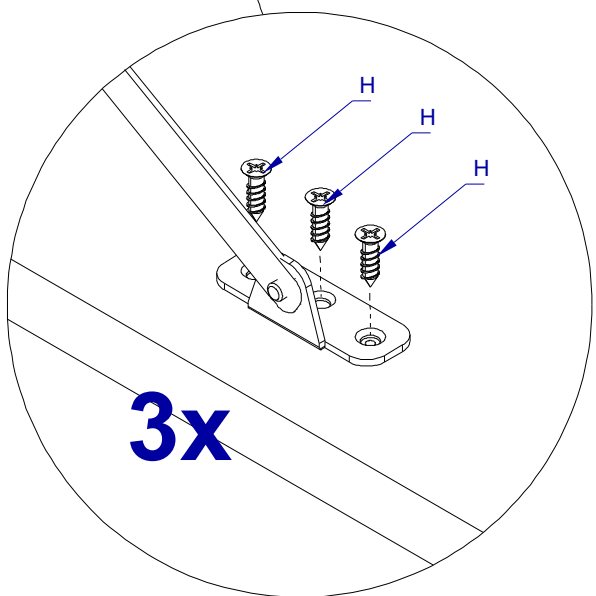
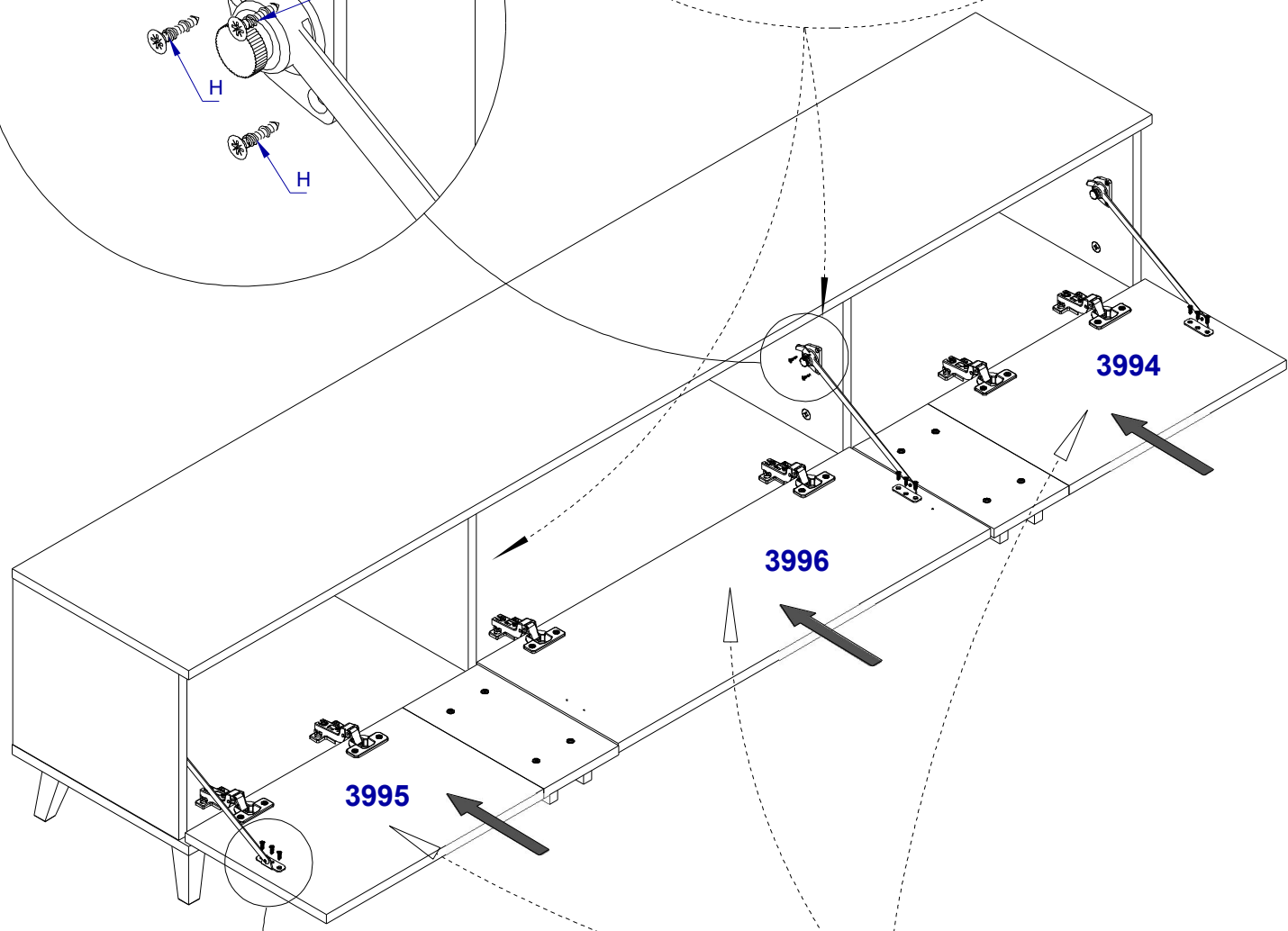
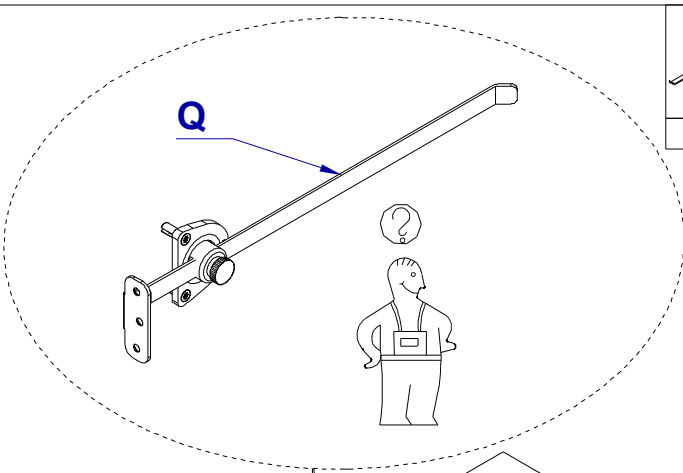
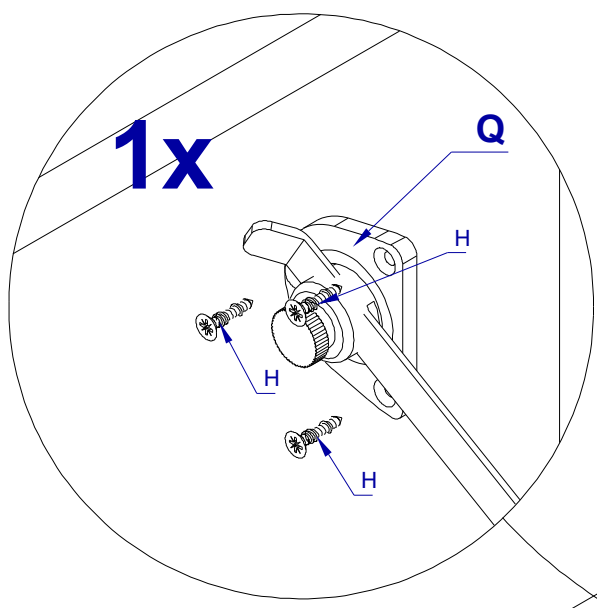


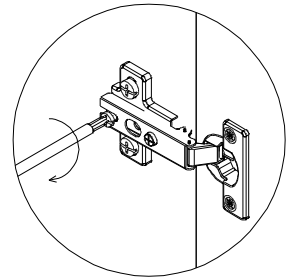
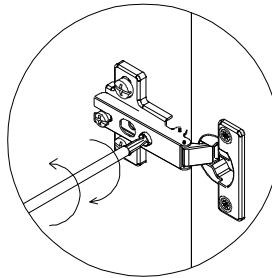
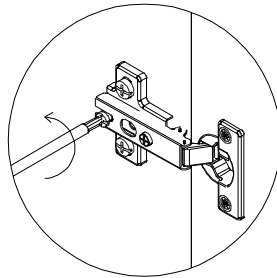
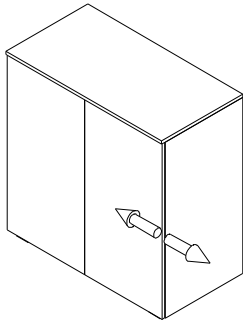
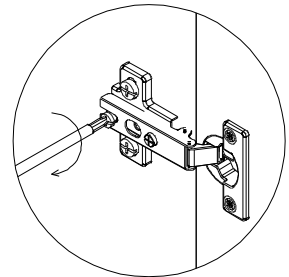
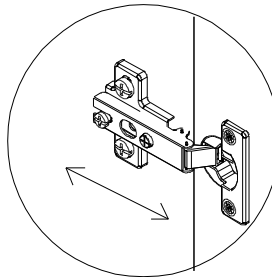
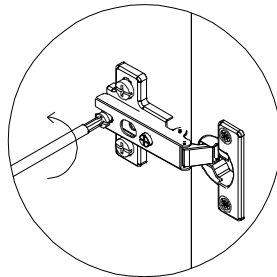
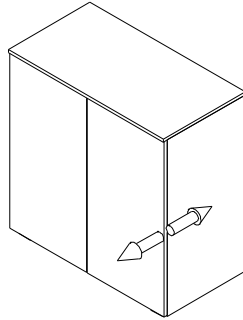
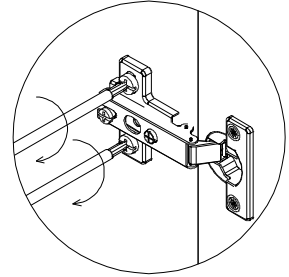
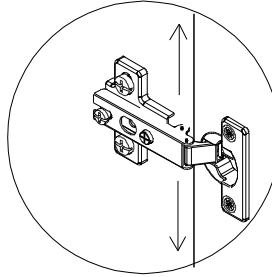
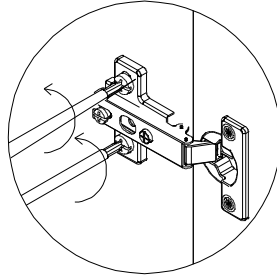
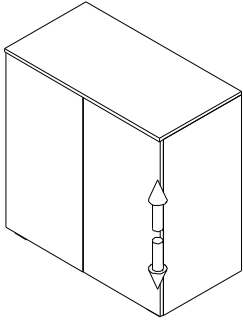
3



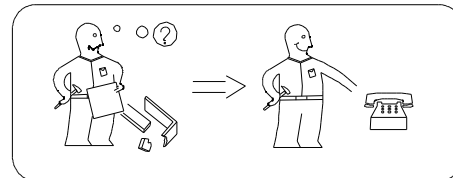
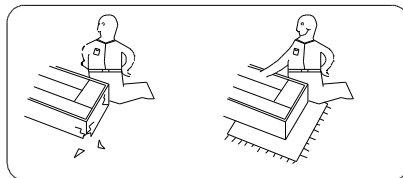
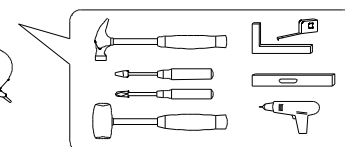
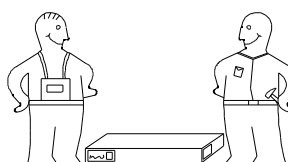

16x

| | |
|--|------|
|  | 3x13 |
|  | H |
| 1x | 12x |



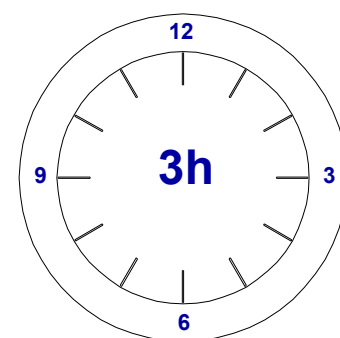
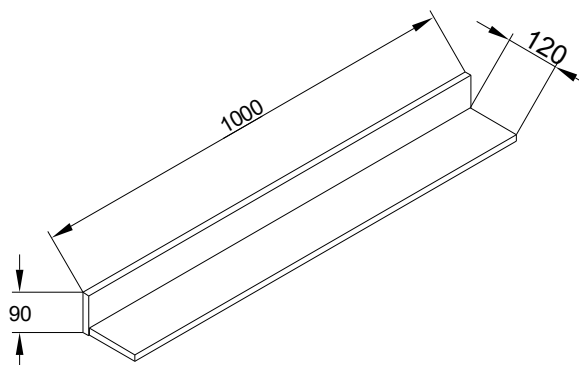
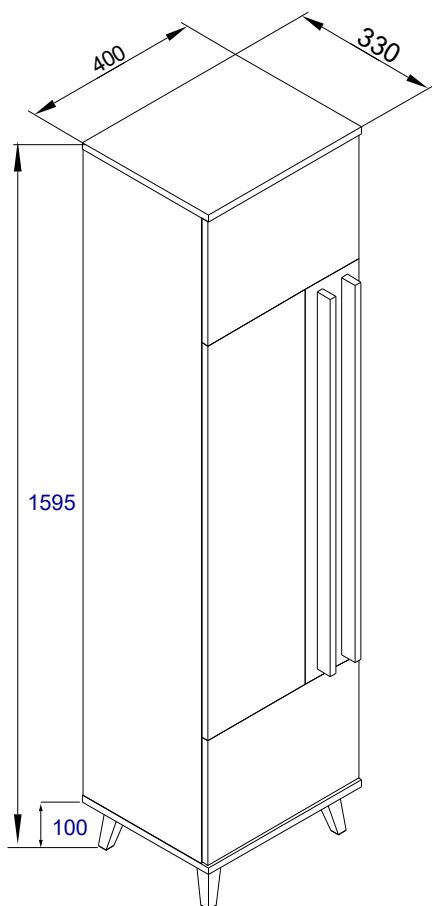


PL Instrukcja montażu
CZ Instrukce k instalaci
D Montageanleitung
GB Assembly instruction
F Midel d'emploi
HU Szerelési útmutató
I Istruzione di montaggio
NL Handleiding voor de montage
RU Инструкция по установке
RO Instrucțiuni de instalare
SK Návod na inštaláciu
TR Montaj talimati
SE Monteringsinstruktion
SLO Navodila za namestitev
HR Upute za sastavljanje







! Uwaga . Upozornini. Achtung . Attention . Caution Firyelem . Attenzione . Opgelet .
 ! **ВНИМАНИЕ** Atentie . Upozornenie . Dikkat . Uppmärksamhet . Uppmärksamhet . Pozor . Pažnja !




| | | | |
|-----------|--|------------|---|
| PL | Czyszczenie należy wykonywać wyłącznie za pomocą ściereczki lekko nawilżonego ręcznika. nie stosować środków czyszczących do szorowania. | I | La pulizia deve essere eseguita solo con un panno e un asciugamano leggermente inumidito. non utilizzare agenti abrasivi. |
| CZ | Čištění í by se m ělo prov ádět pouze hadř íkem a mírn ě navlhčen ým ru čníkem. nepou žívejte abrazivní prost ředky. | NL | Reinig alleen met een stofdoek of lichtjes met een vochtige doek.Gebruik geen schurende of bijtende poetsmiddelen. |
| D | Bitte nur mit einem Staubtuch oder leicht feuchtem Lappen reinigen. Keine scheuernden Putzmittel verwenden. | RU | Чистку следует производить только тряпкой, слегка смоченной полотенцем. не используйте чистящие средства. |
| GB | Please only clean with a duster or a damp cloth. Do no use any abrasive cleaners. | RO | Curatare trebuie efectuată numai cu o carpa sau cu un prosop ușor umezit.Nu utilizați agenți de curatare abrazivi. |
| F | Le nettoyage doit être effectué uniquement avec un chiffon, une serviette légèrement humidifiée. n'utilisez pas d'agents à récurer. | SK | Čistenie by sa malo uskutočňovať iba pomocou handričky a mierne navlhčen ého uteráka. nepou žívajte drsné prostriedky. |
| HU | A tisztítást csak ruhával, enyhén megnedvesített törülköz ővel szabad elv égezni. ne használjon tisztítószert a súroláshoz. | TR | Temizlik sadece bezle, hafif çe nemlendirilmi ş havluyla yapılmalıdır. ovma maddeleri kullanmayın. |
| SE | Torka rent med en fuktig trasa. Använd endast vatten eller ett mildt rengöringsmedel. Torka torrt med en ren trasa. | SLO | Obršite z vlažno krpo. Uporabljajte le vodo ali blag detergent. Posušite s čisto krpo. |
| HR | Očistite vlažnom krpom. Upotrijebite samo vodu ili blagi deterđent. Posušite čistom krpom. | | |




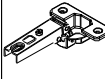

I - III

| | | | |
|--|--|--|--|
|  |  |  |  |
| S | A | B | D |
| 8x | 12x | 16x | 16x |





IV

| | | |
|---|---|---|
|  |  |  |
| A | H13 | NU |
| 4x | 16x | 4x |







V


| | | |
|---|---|---|
|  |  |  |
| H8 | ZD1 | H19 |
| 6x | 3x | 6x |

VI - XII



| | | | |
|---|---|---|--|
|  |  |  |  |
| LD | I | X3 | KM |
| 3x | 8x | 16x | x1 |



XIII - XV



| | | | | | |
|---|---|---|---|---|---|
|  |  |  |  |  |  |
| Y1 | H | D | O | U | KR |
| 2x | 4x | 3x | 4x | x1 | x2 |


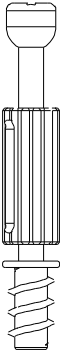



OK

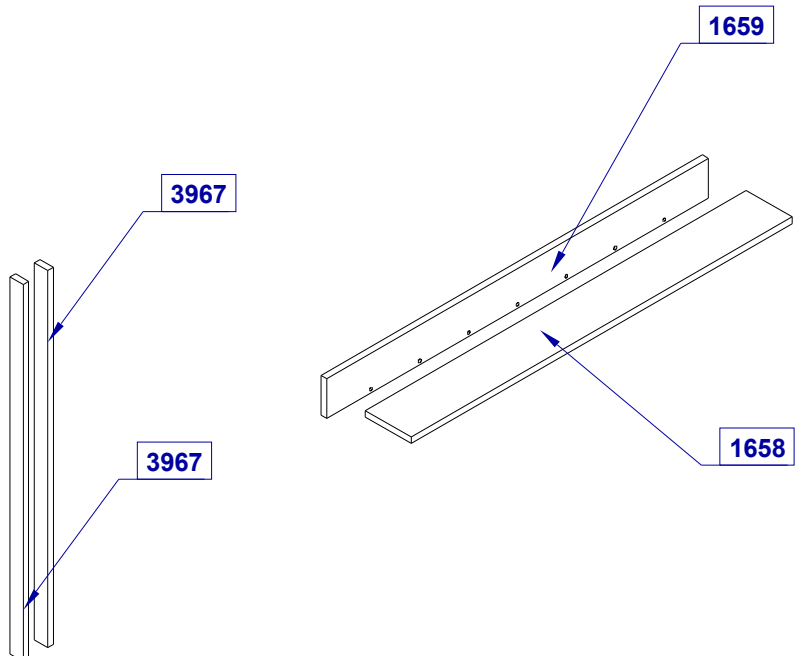
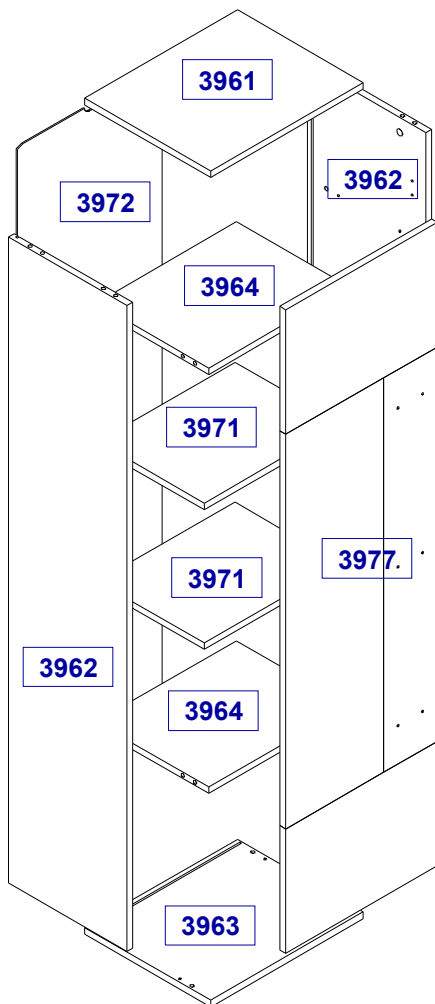
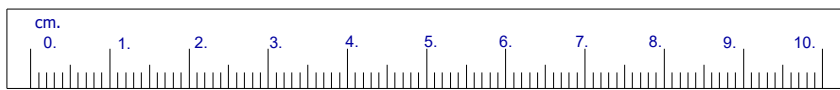





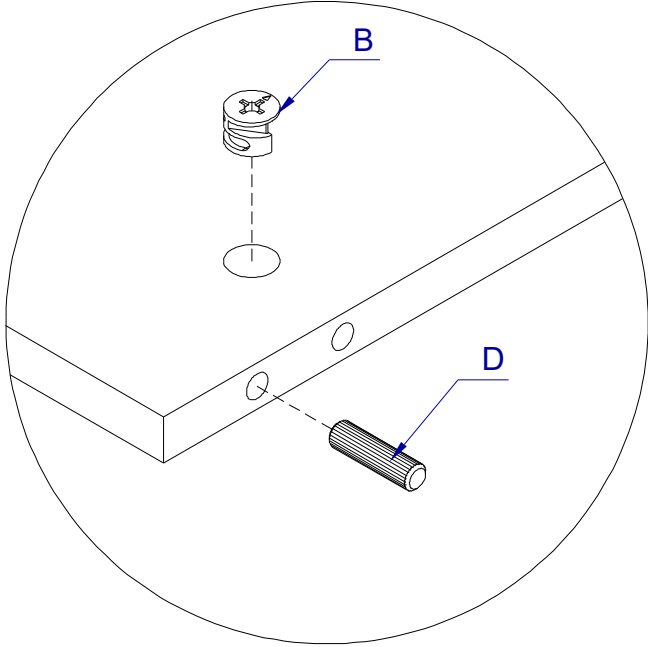
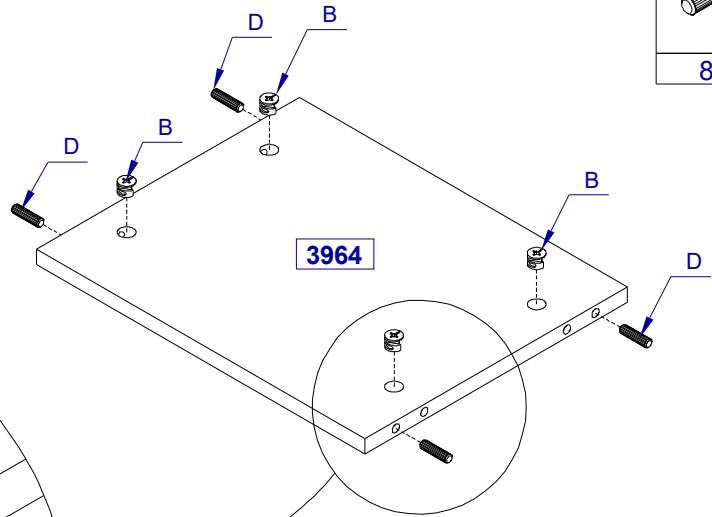
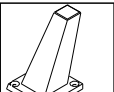
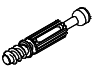
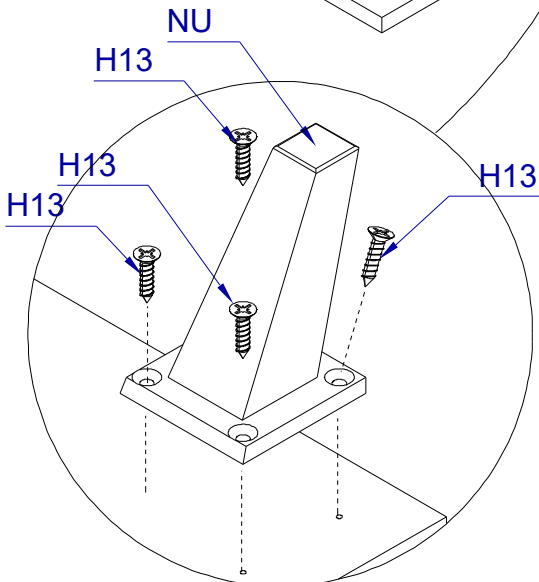
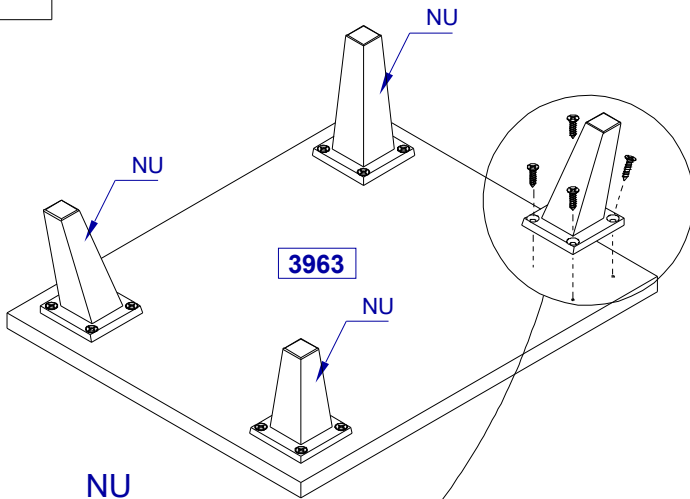
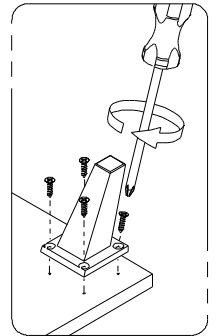
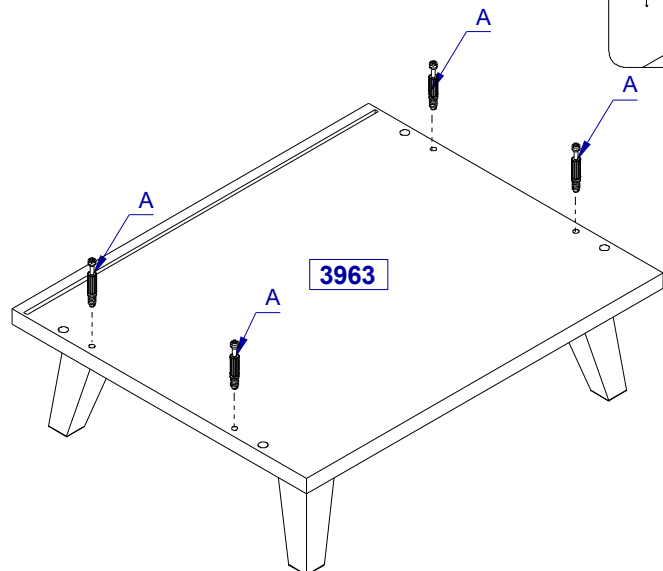






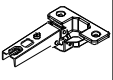

NO

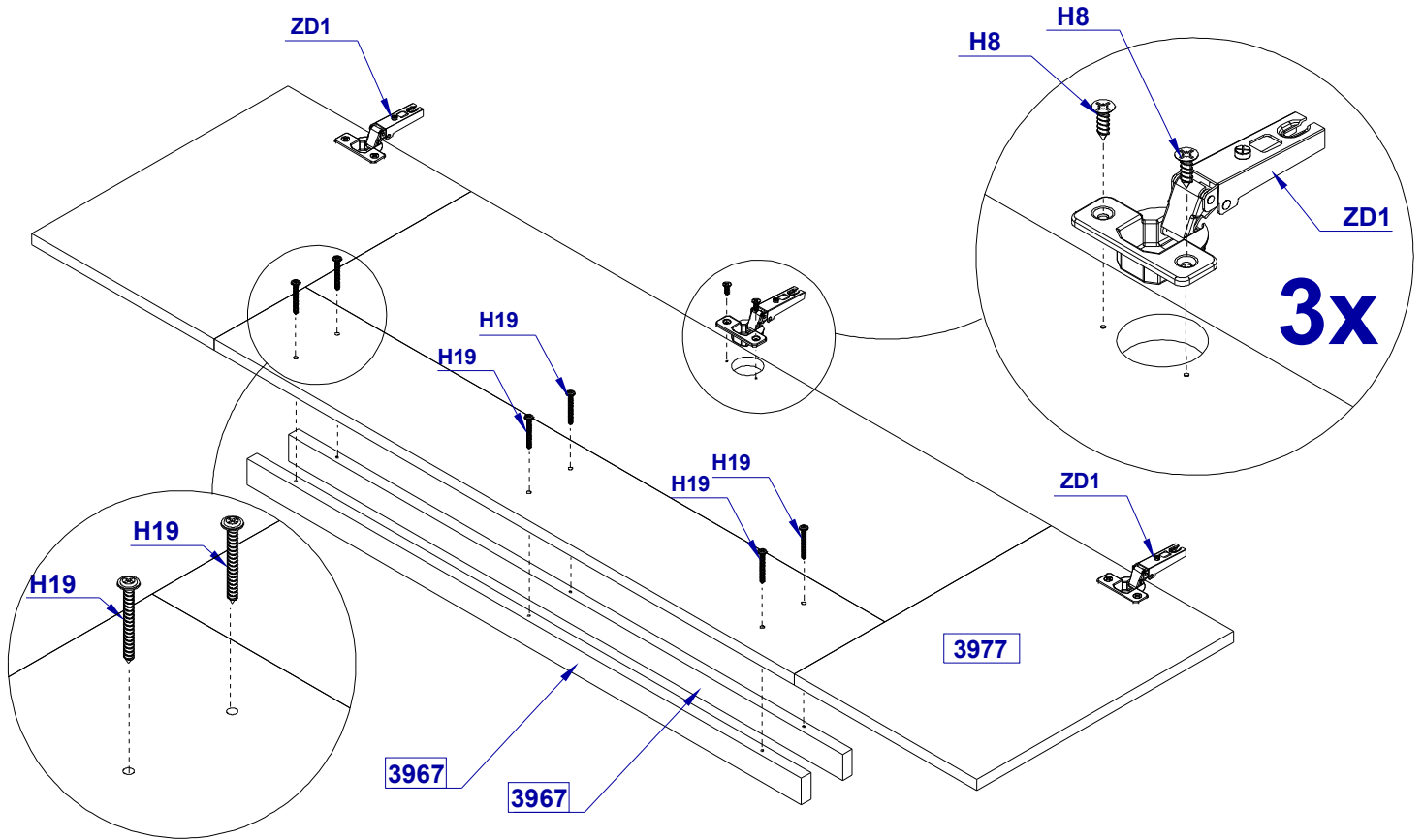
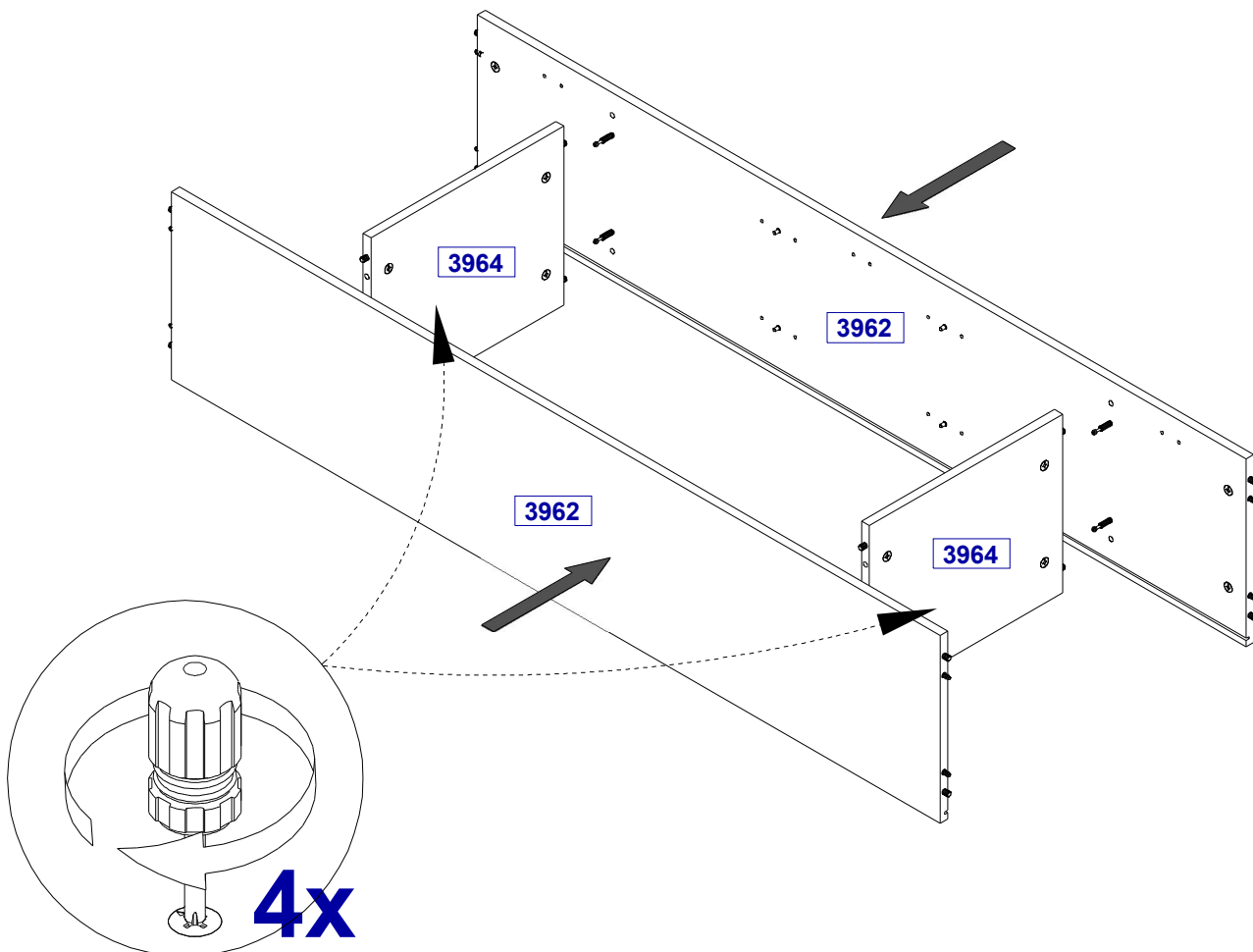
Karta serwisowa . Servisní list Service . Karte Service card . Carte de service . Szervizkártya
Scheda di servizio . Service kaart . Сервисная карта . Fisa service . Servisný list . Servis karti
servicekort . servisno kartico . servisna kartica



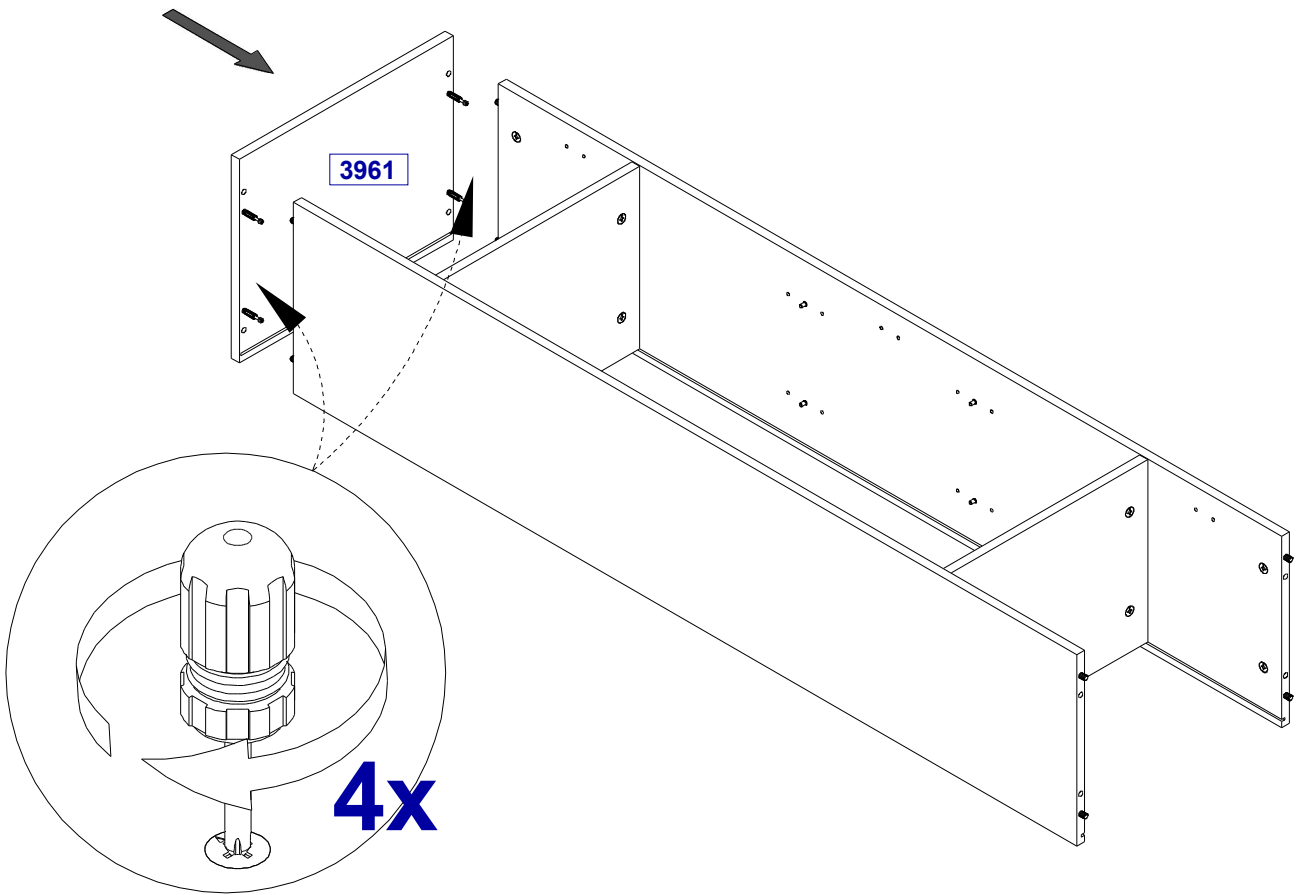
III**2x****D****8x****B****8x****IV****4x20****H13****16x****NU****4x****A****4x****180°**

V

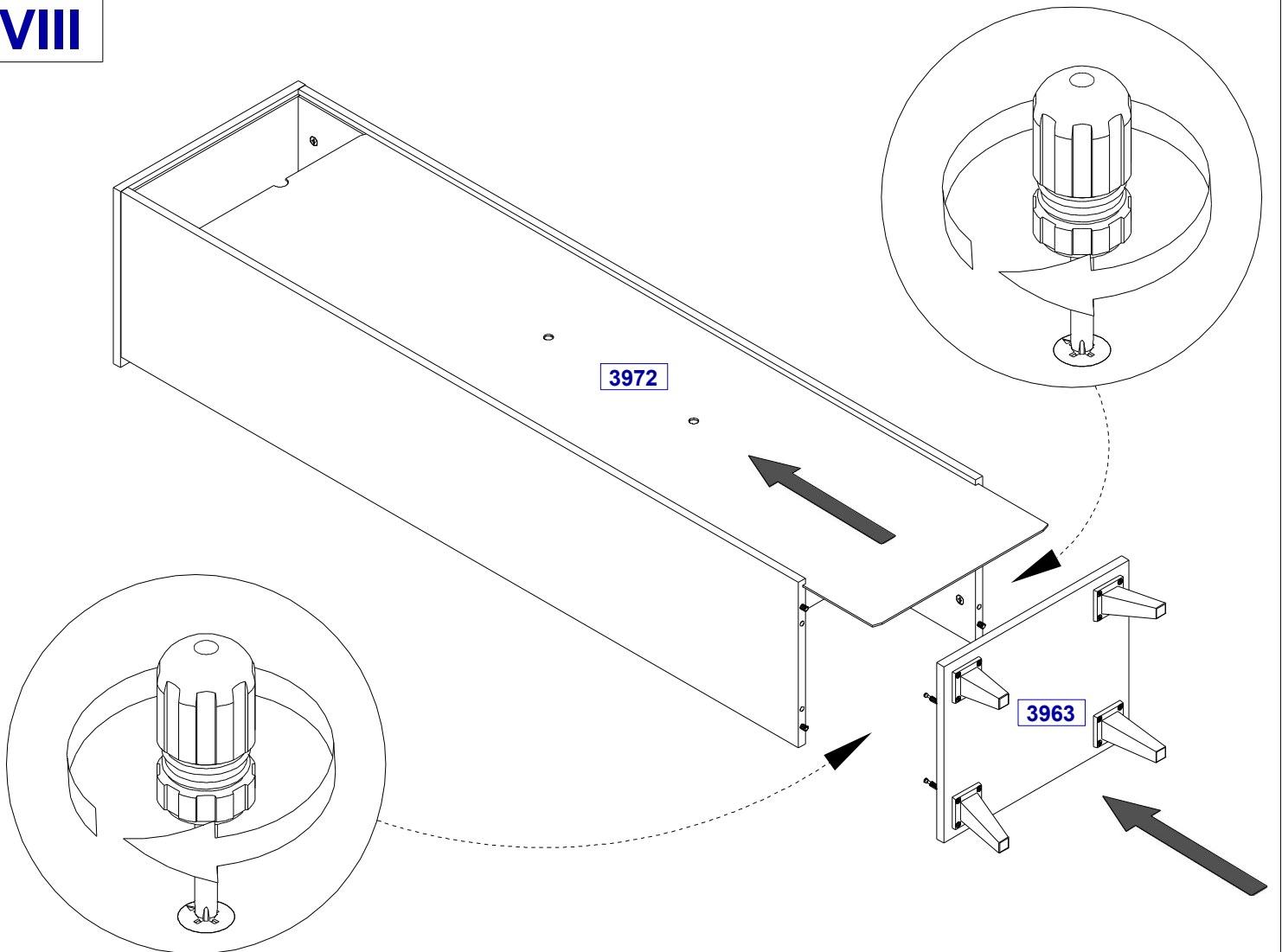
| | | |
|--|--|--|
| 4x16  |  | 4x45  |
| H8 | ZD1 | H19 |
| 6x | 3x | 6x |

**VI**

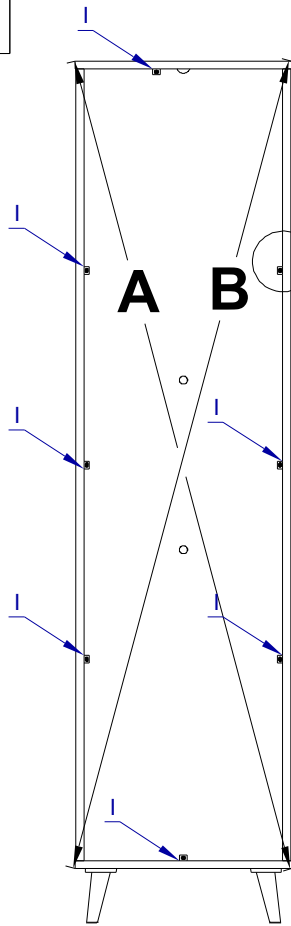
VII



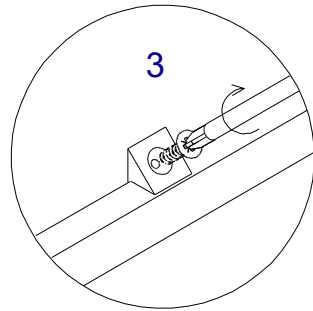
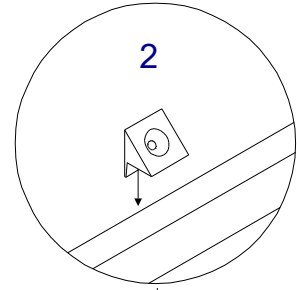
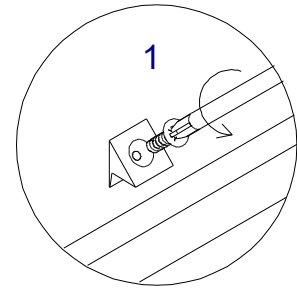
VIII



IX

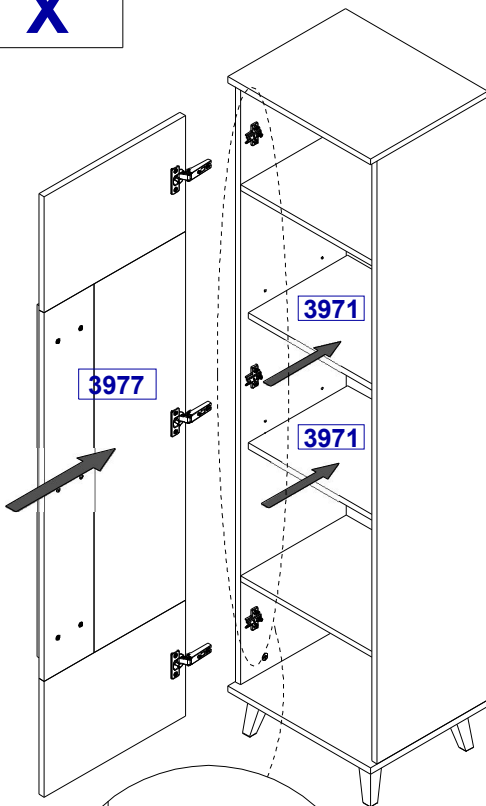


A = B



8x

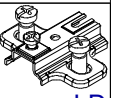
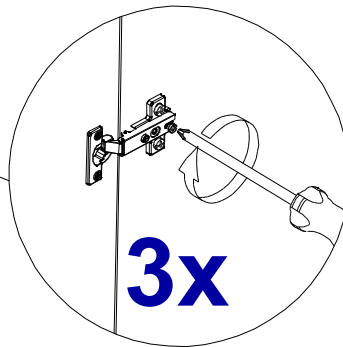
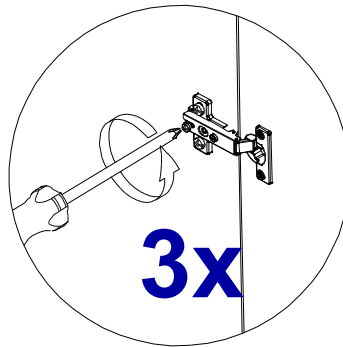

X



L

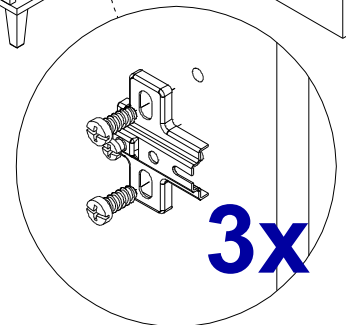
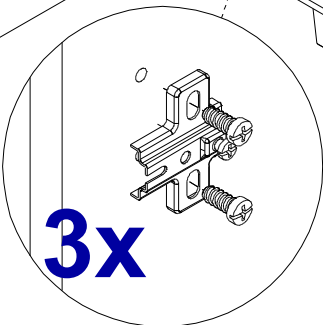
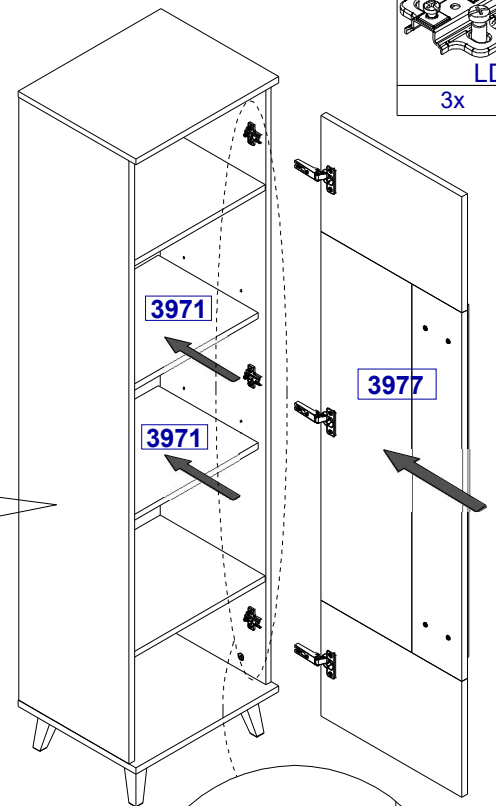


R


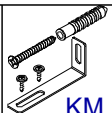


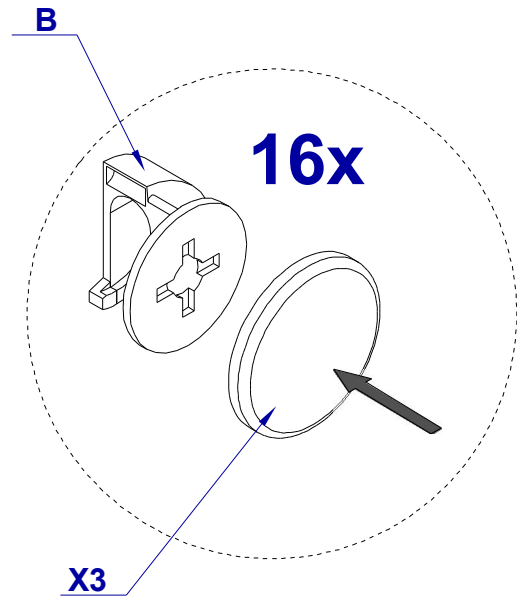
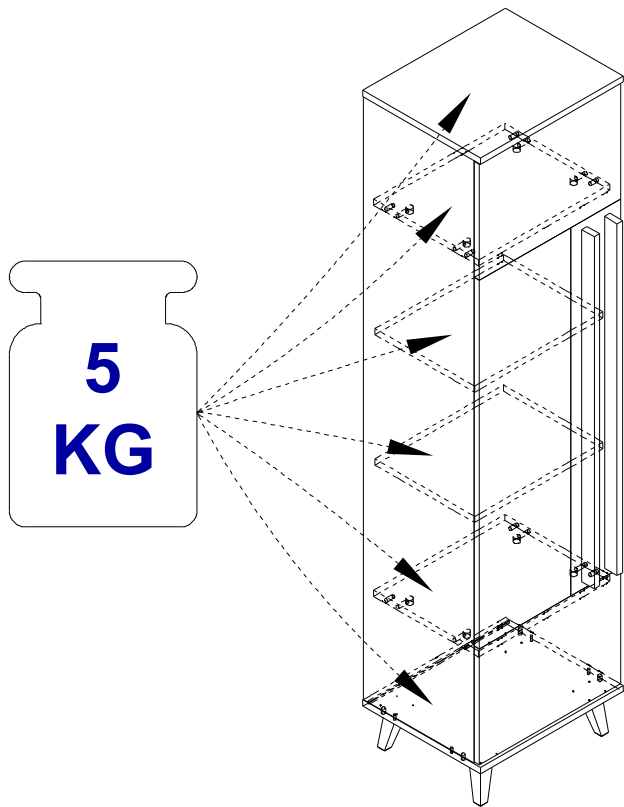
LD

3x

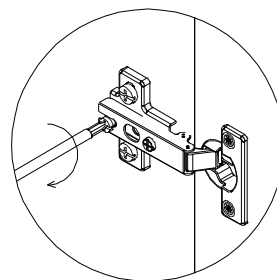
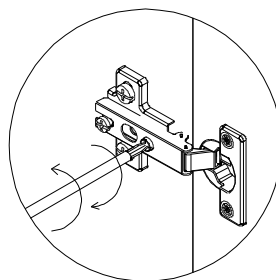
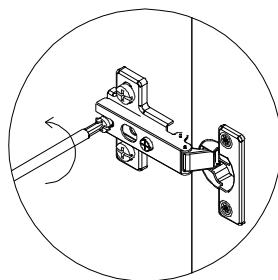
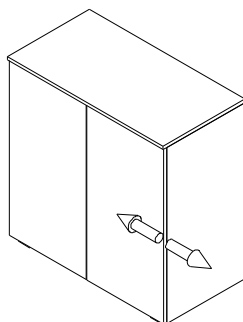
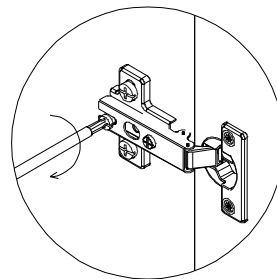
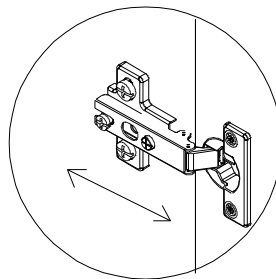
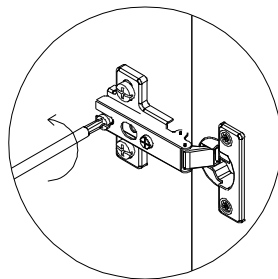
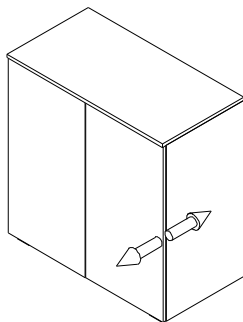
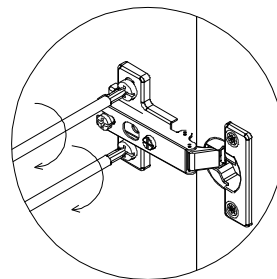
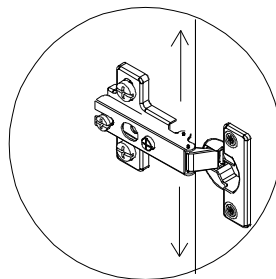
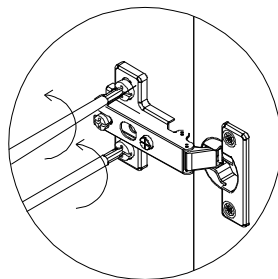
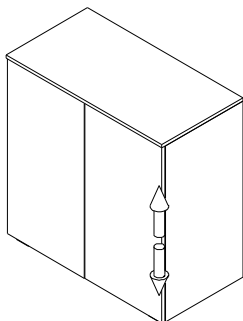


XI

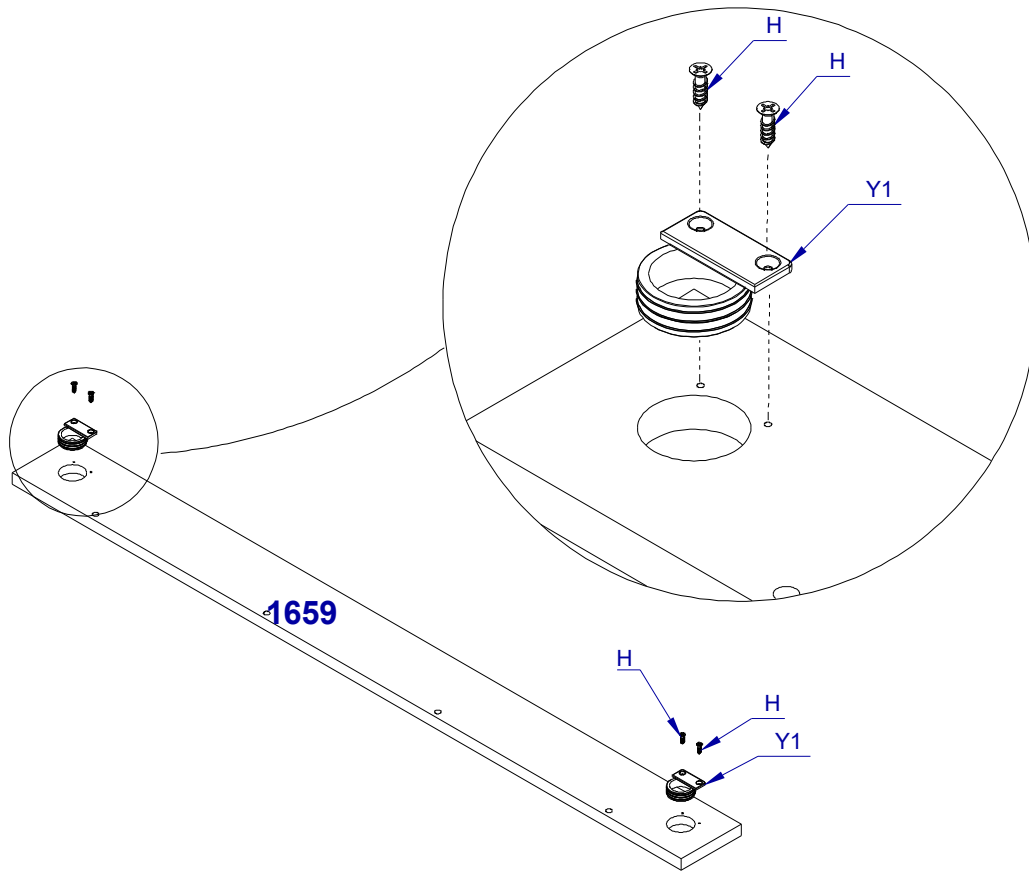
| | |
|--|--|
|  |  |
| X3 | KM |
| 16x | 1x |




XII

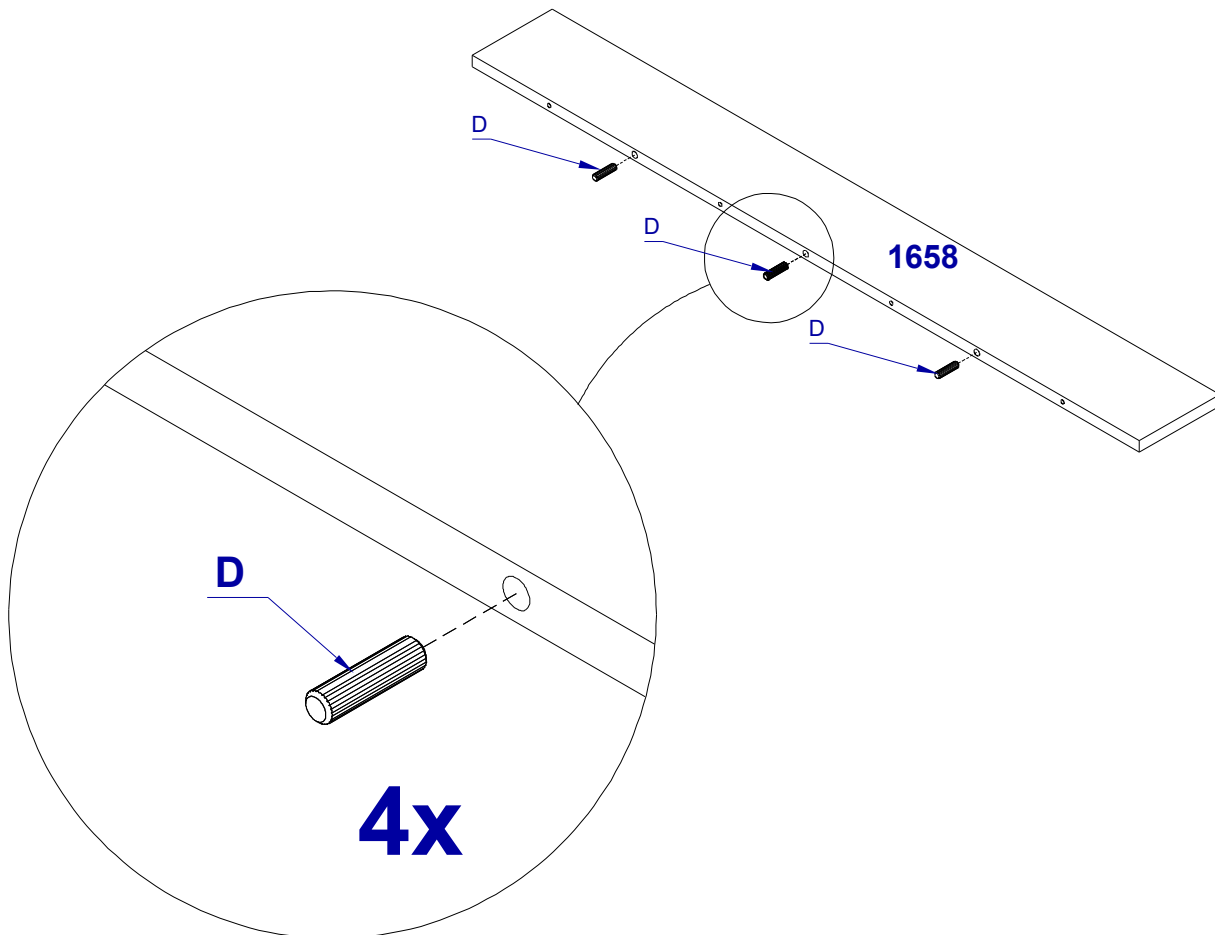



XIII






| | |
|--|------|
|  | 3x13 |
| Y1 | H |
| 2x | 4x |

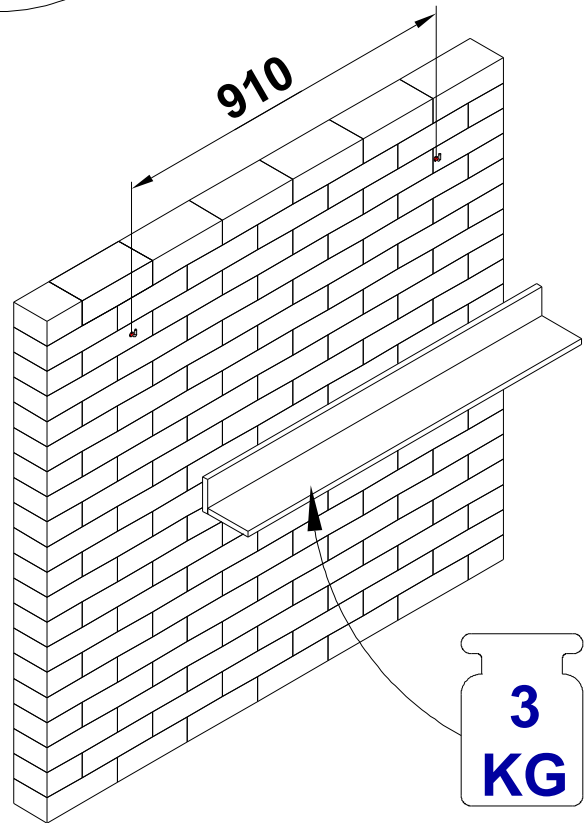
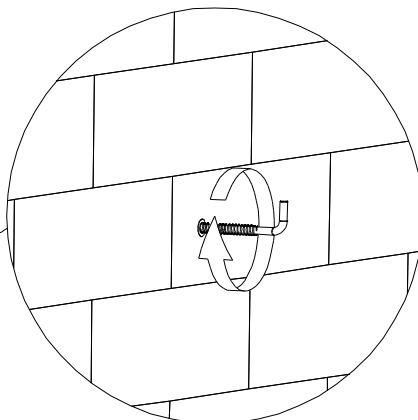
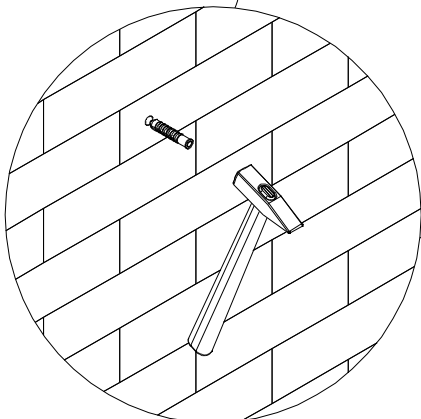
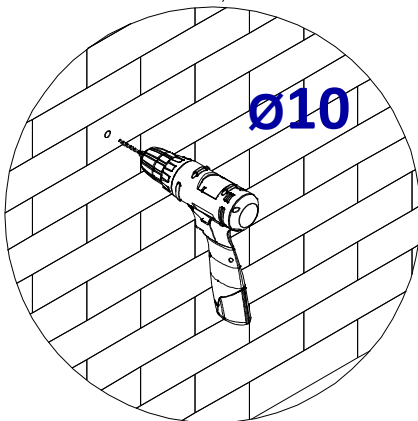
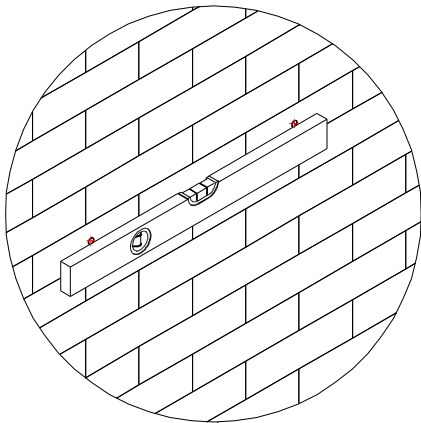
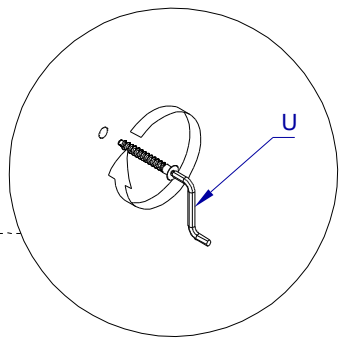
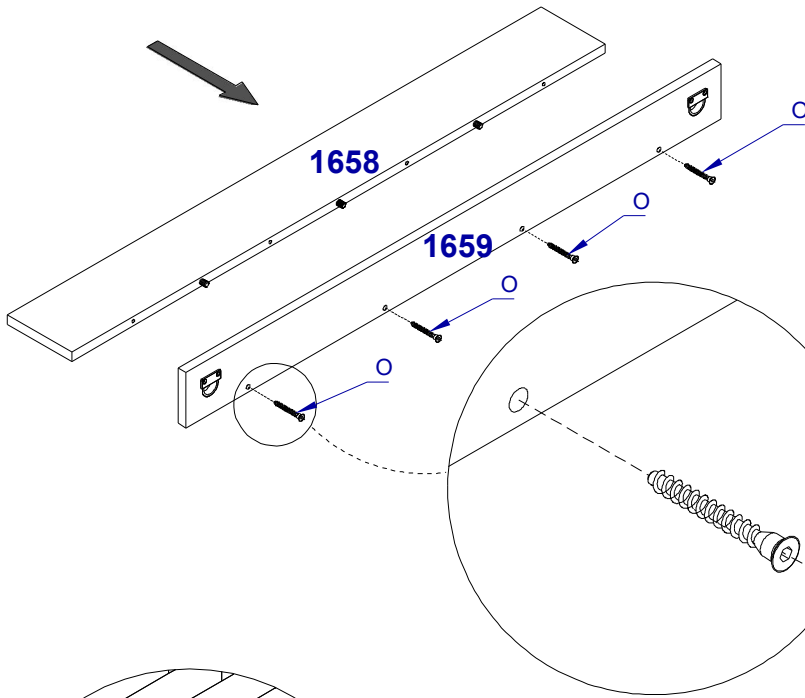
XIV



| | |
|---|---|
|  | D |
| 3x | |

XV

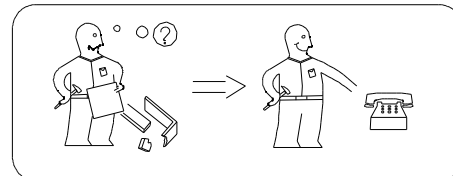
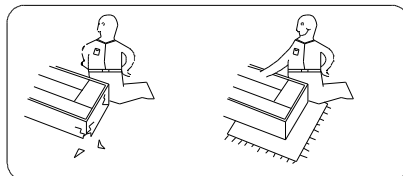
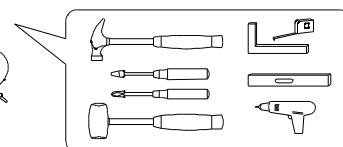
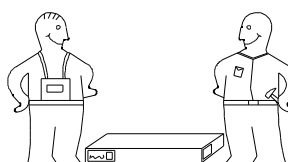

| | | |
|--|---|---|
|  7x50 |  U |  10 mm KR |
| 4x | x1 | x2 |



**3
KG**

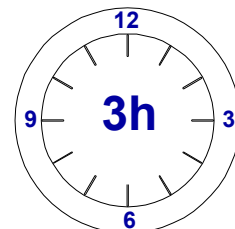
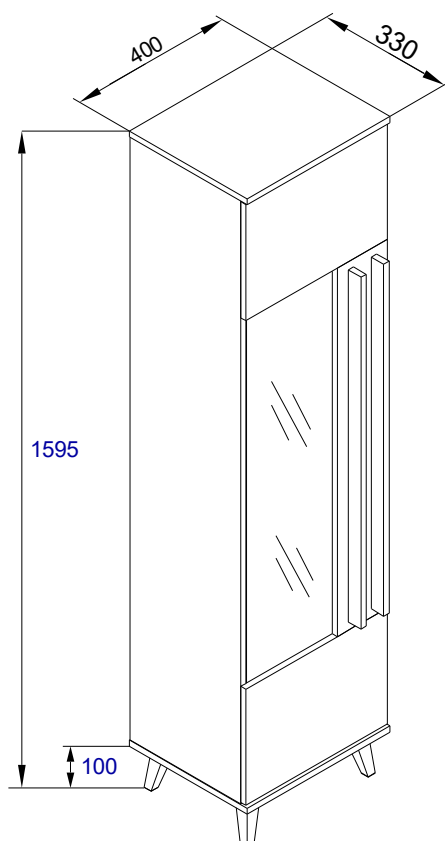
HELSINKI 005

PL Instrukcja montażu
CZ Instrukce k instalaci
D Montageanleitung
GB Assembly instruction
F Midel d'emploi
HU Szerelési útmutató
I Istruzione di montaggio
NL Handleiding voor de montage
RU Инструкция по установке
RO Instructiuni de instalare
SK Návod na inštaláciu
TR Montaj talimati
SE Monterings instruktion
SLO Navodila za namestitev
HR Upute za sastavljanje







! Uwaga . Upozornini. Achtung . Attention . Caution Firyelem . Attenzione . Opgelet .
 ! **ВНИМАНИЕ** Atentie . Upozornenie . Dikkat . Uppmärksamhet . Uppmärksamhet . Pozor . Pažnja **!**




| | | | |
|-----------|--|------------|---|
| PL | Czyszczenie należy wykonywać wyłącznie za pomocą ściereczki lekko nawilżonego ręcznika. nie stosować środków czyszczących do szorowania. | I | La pulizia deve essere eseguita solo con un panno e un asciugamano leggermente inumidito. non utilizzare agenti abrasivi. |
| CZ | Čištění í by se m ělo prov ádět pouze hadř íkem a mírn ě navlhčen ým ru čníkem. nepou žívejte abrazivní prost ředky. | NL | Reinig alleen met een stofdoek of lichtjes met een vochtige doek. Gebruik geen schurende of bijtende poetsmiddelen. |
| D | Bitte nur mit einem Staubtuch oder leicht feuchtem Lappen reinigen. Keine scheuernden Putzmittel verwenden. | RU | Чистку следует производить только тряпкой, слегка смоченной полотенцем. не используйте чистящие средства. |
| GB | Please only clean with a duster or a damp cloth. Do no use any abrasive cleaners. | RO | Curatare trebuie efectuată numai cu o carpa sau cu un prosop usor umezit. Nu utilizati agenti de curatare abrazivi. |
| F | Le nettoyage doit être effectué uniquement avec un chiffon, une serviette légèrement humidifiée. n'utilisez pas d'agents à récurer. | SK | Čistenie by sa malo uskutočňovať iba pomocou handričky a mierne navlhčen ého uteráka. nepou žívajte drsné prostriedky. |
| HU | A tisztítást csak ruhával, enyhén megnedvesített törülköz ővel szabad elv égezni. ne használjon tisztítószert a súroláshoz. | TR | Temizlik sadece bezle, hafif çe nemlendirilmi ş havluyla yapılmalıdır. ovma maddeleri kullanmayın. |
| SE | Torka rent med en fuktig trasa. Använd endast vatten eller ett mildt rengöringsmedel. Torka torrt med en ren trasa. | SLO | Obršite z vlažno krpo. Uporabljajte le vodo ali blag detergent. Posušite s čisto krpo. |
| HR | Očistite vlažnom krpom. Upotrijebite samo vodu ili blagi deterđent. Posušite čistom krpom. | | |



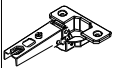






I - III

| | | | |
|---|---|---|---|
|  |  |  |  |
| A | D | S3 | B |
| 12x | 16x | 8x | 16x |

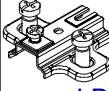

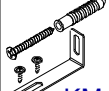

IV


| | | |
|---|---|---|
|  |  |  |
| A | NU | H13 |
| 4x | x4 | 16x |

V



| | | | | | | |
|---|---|---|---|---|--|---|
|  |  |  |  |  |  |  |
| ZD1 | H8 | H19 | DD | H6 | TH | H13 |
| 2x | 4x | 6x | 3x | 3x | 4x | 4x |



VI - XII



| | | | |
|---|---|---|--|
|  |  |  |  |
| LD | X3 | KM | I |
| 2x | 16x | 1x | 8x |






OK

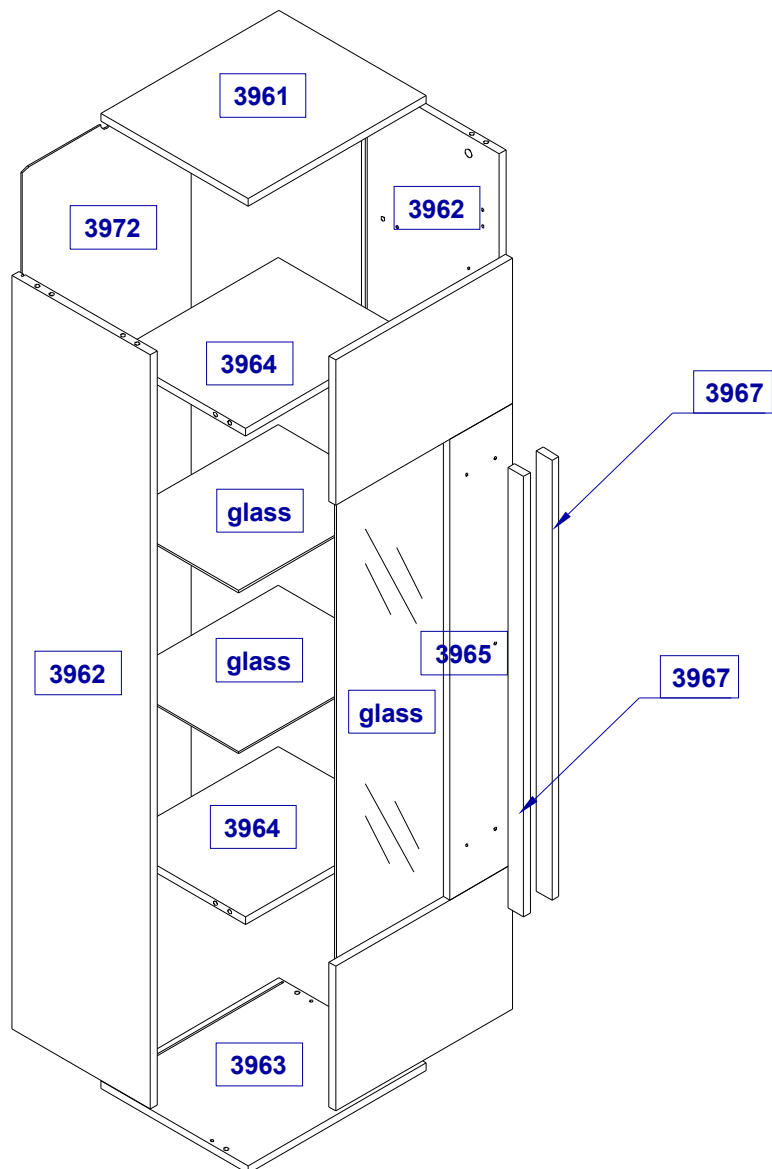
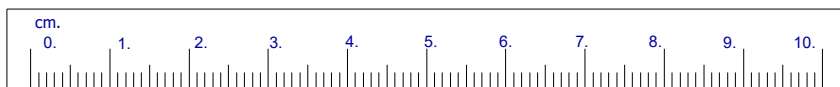











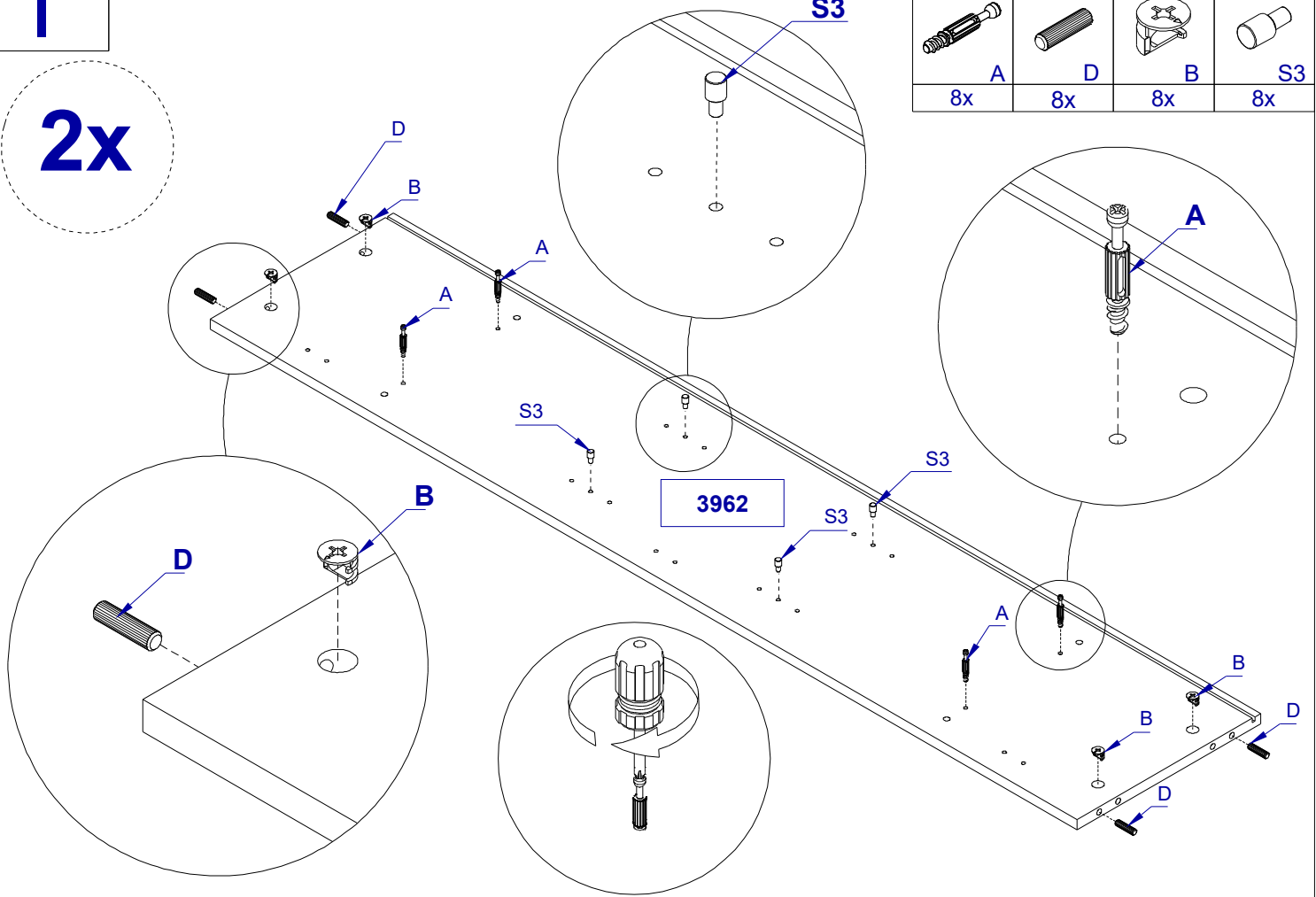
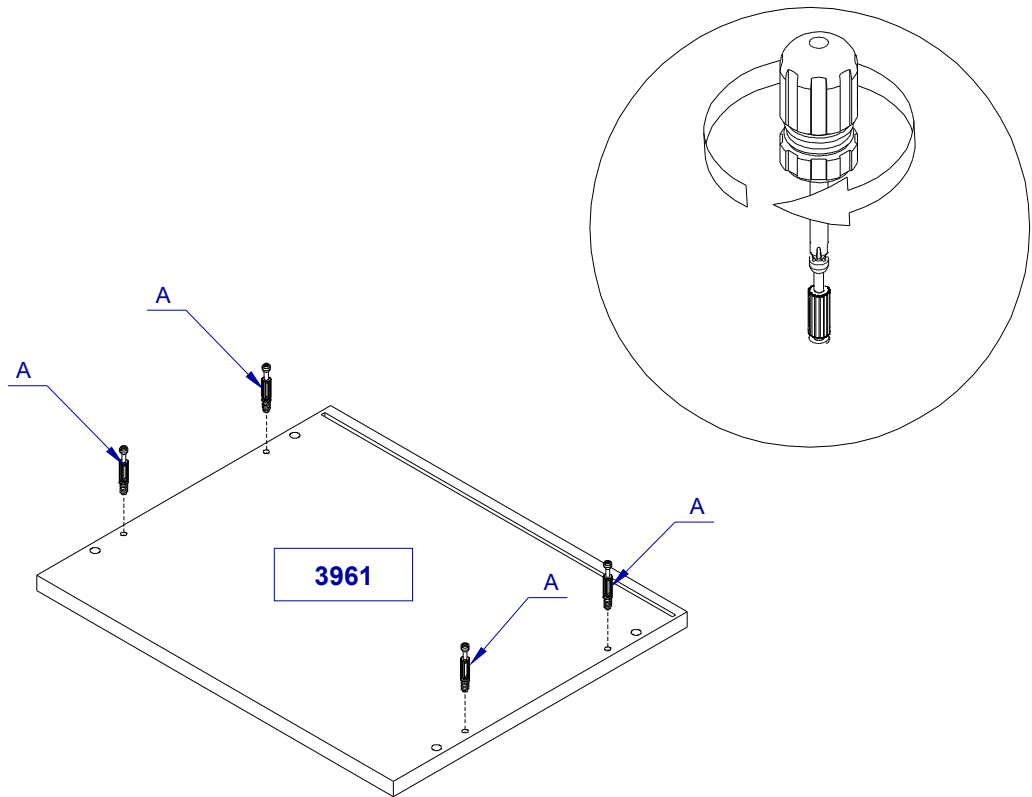
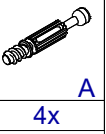
NO

HELSINKI 005





I**2x**

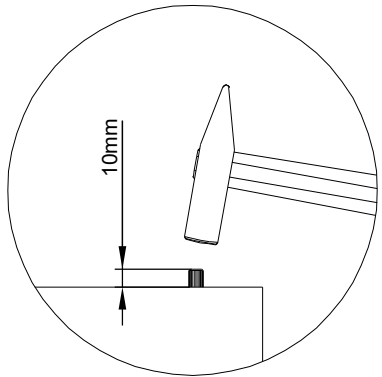
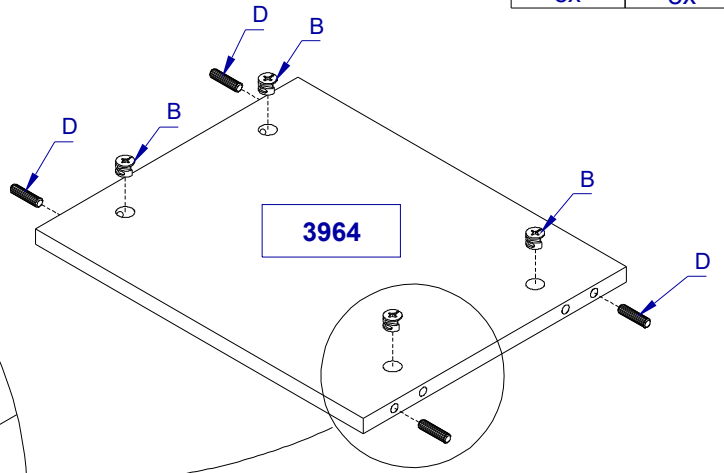
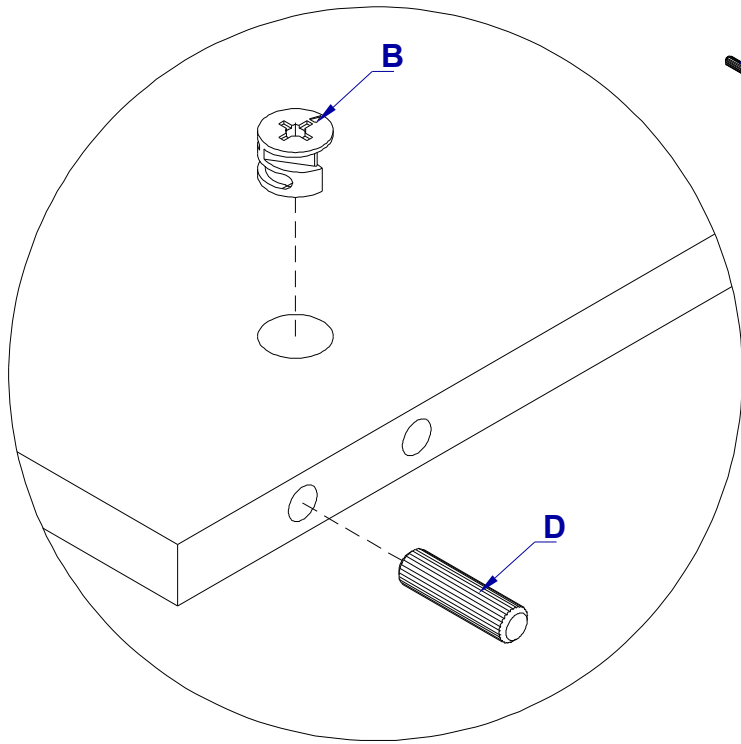
| | | | |
|--|--|--|--|
|  |  |  |  |
| A | D | B | S3 |
| 8x | 8x | 8x | 8x |

**II**


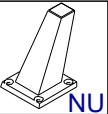

III

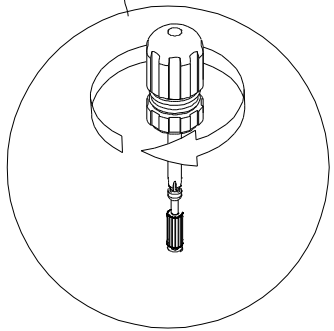
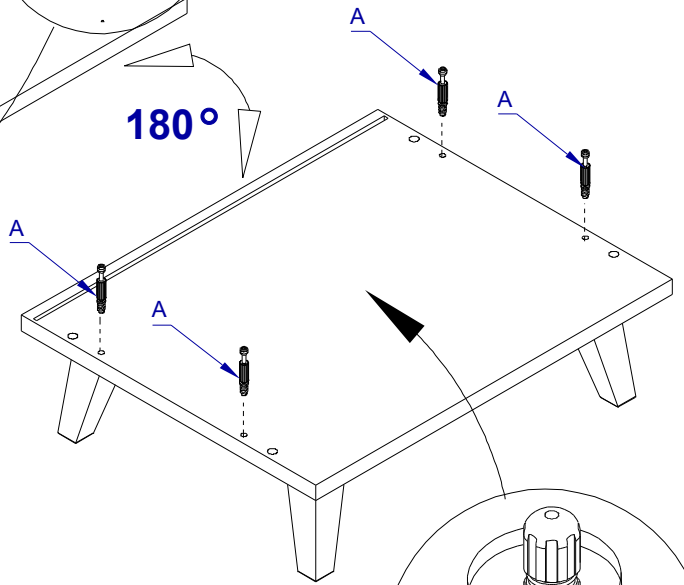
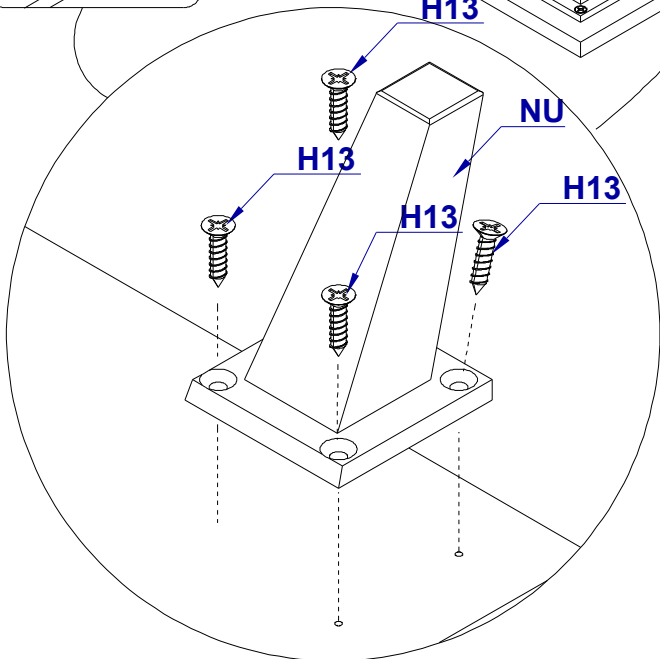
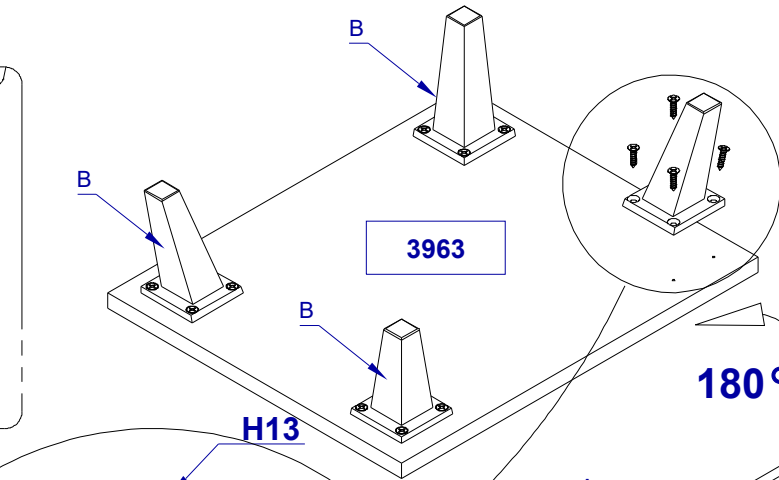
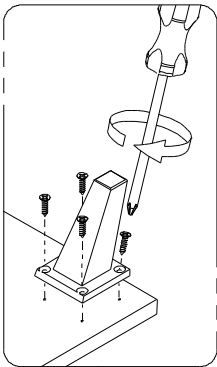
2x

| | |
|--|--|
|  |  |
| B | D |
| 8x | 8x |



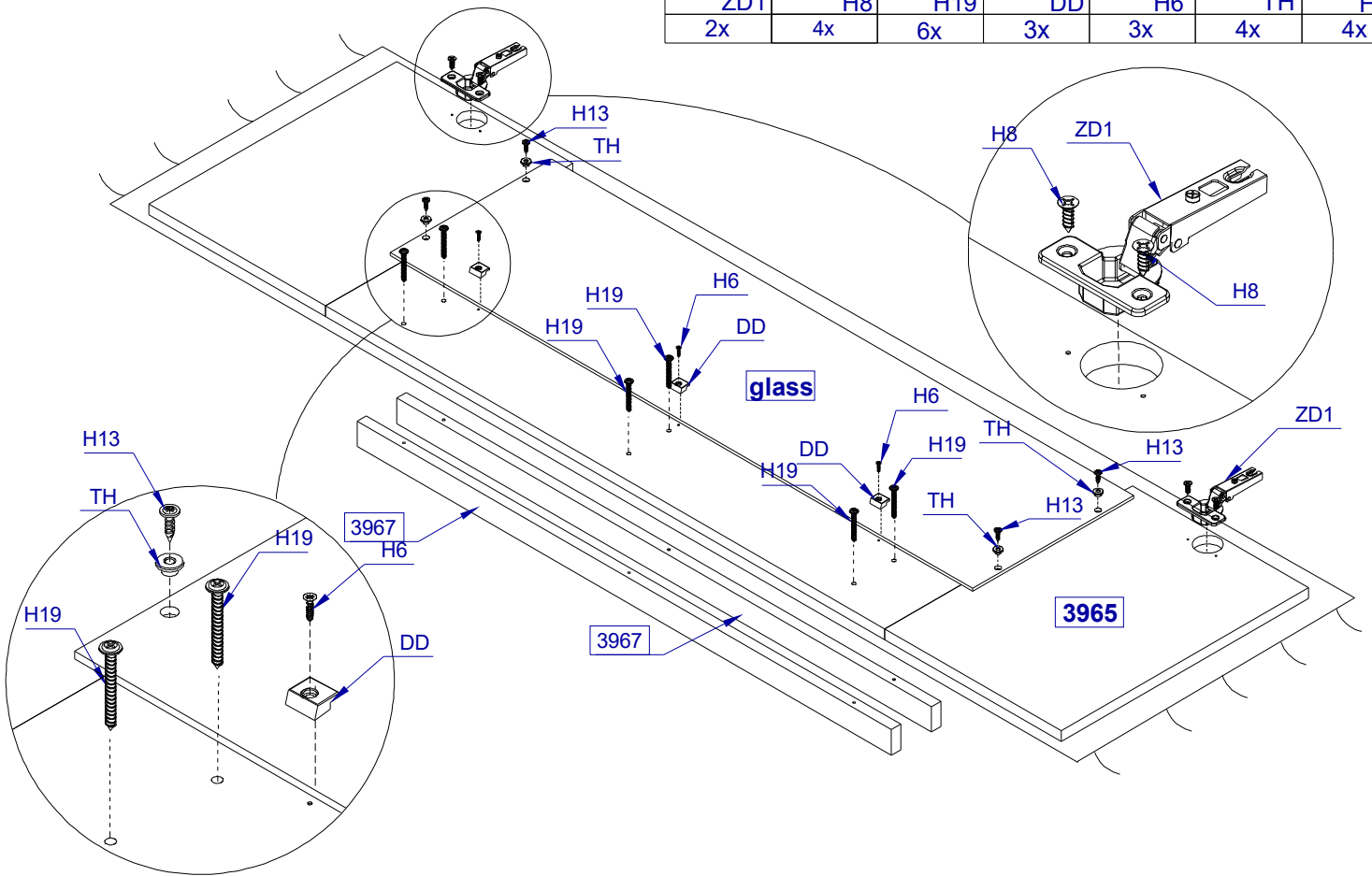
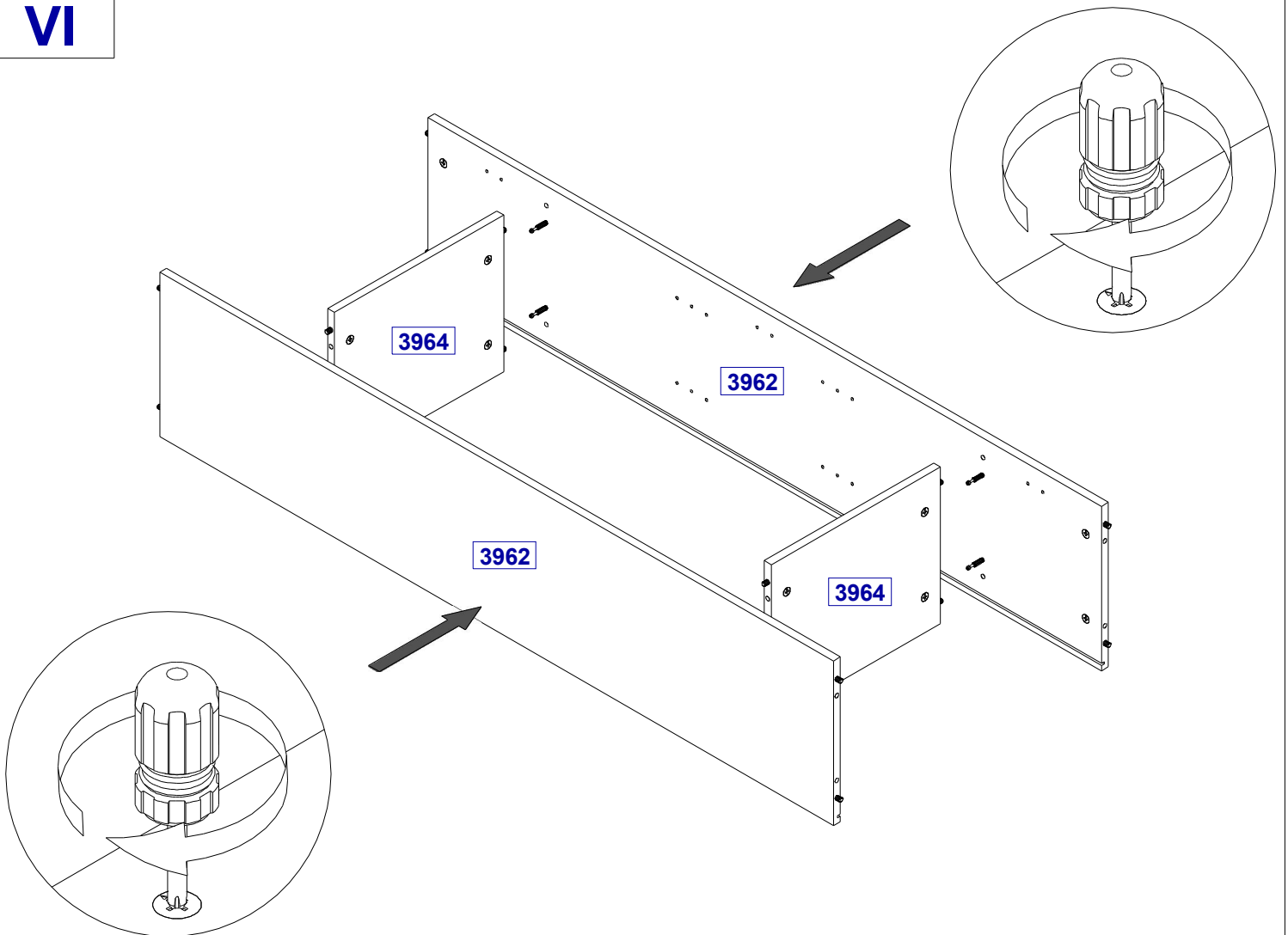
IV

| | | |
|---|---|---|
|  |  |  |
| A | NU | H13 |
| 4x | 4x | 16x |

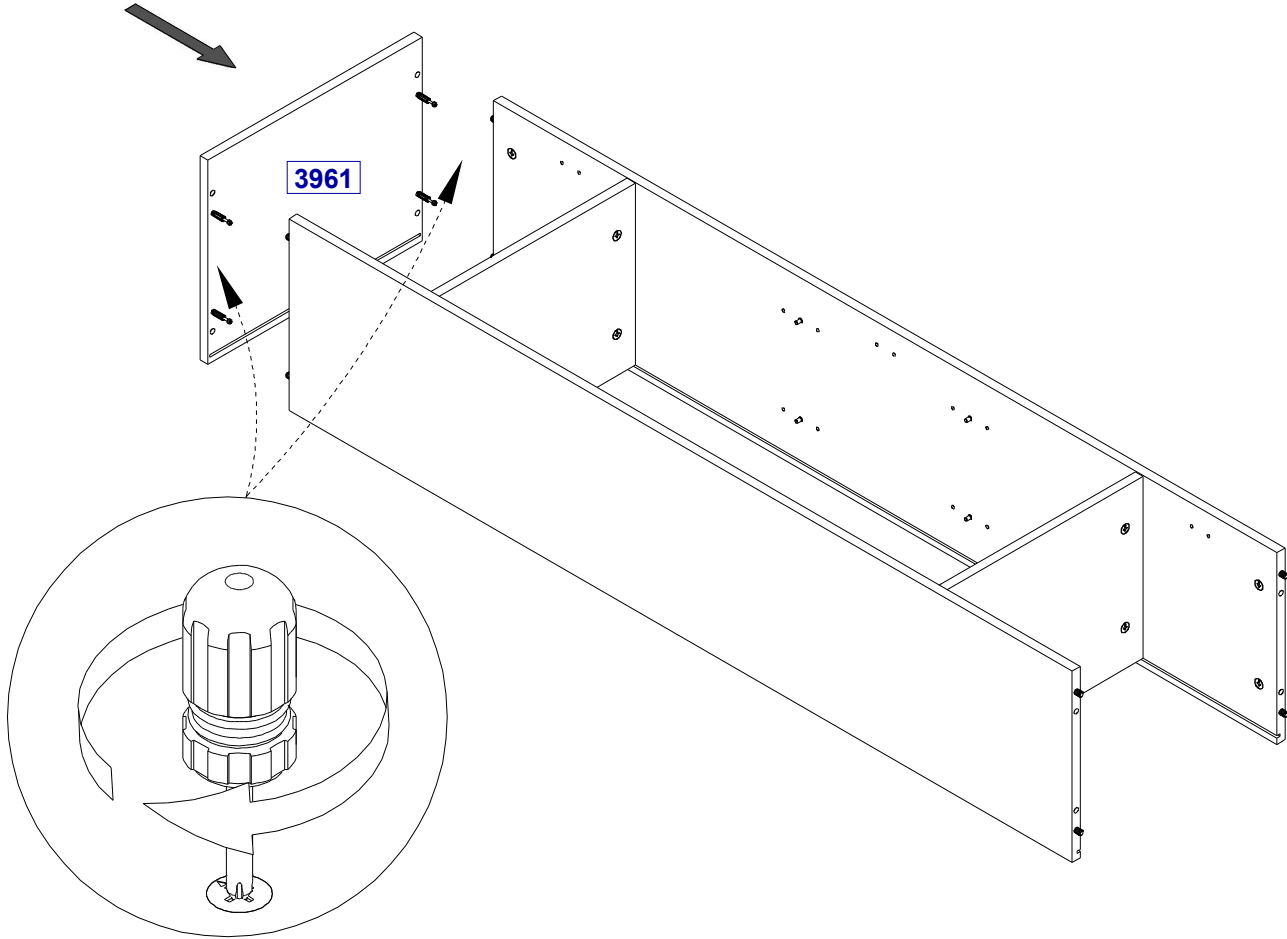


V

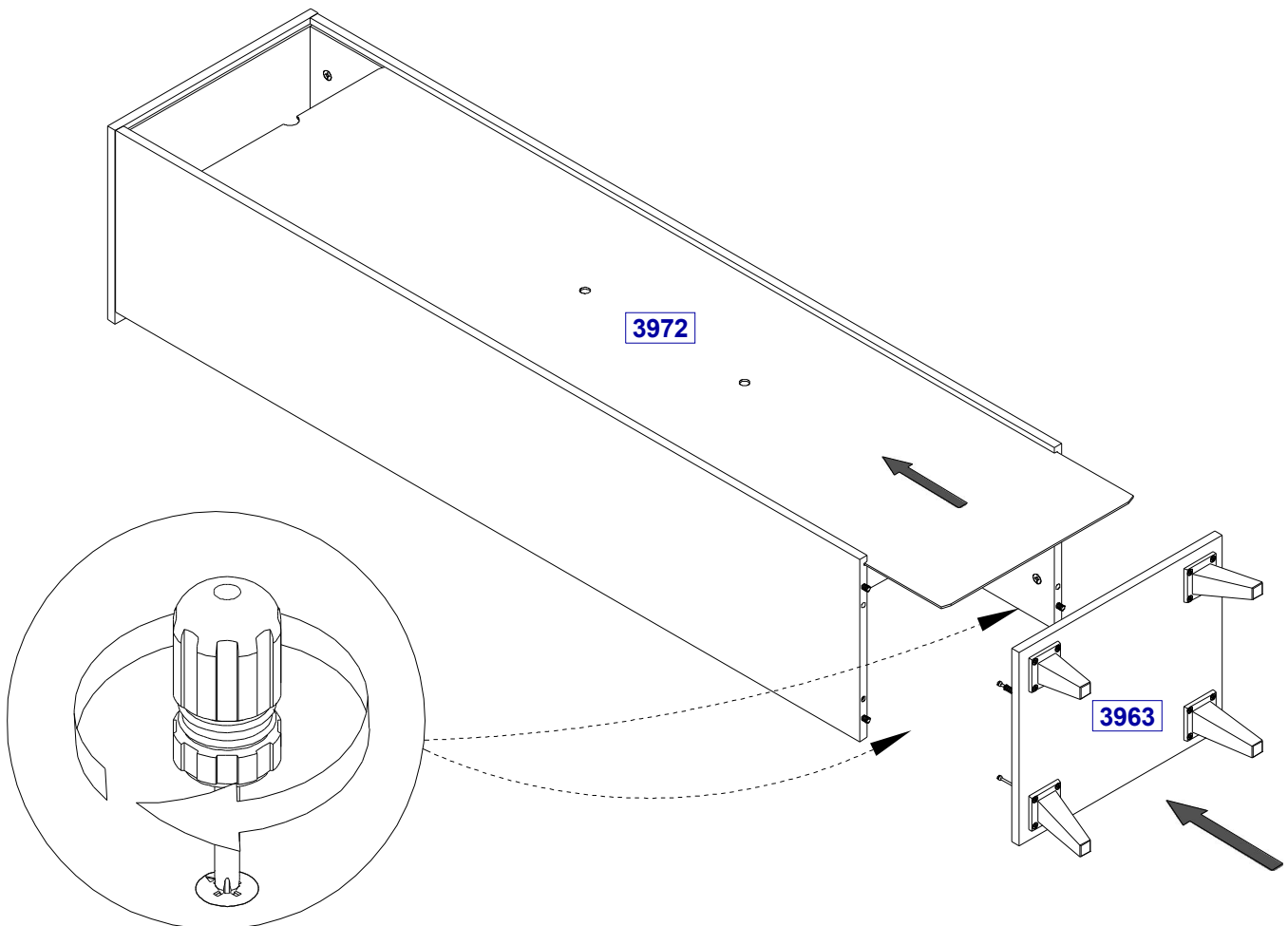
| | | | | | | |
|-----|----|-----|----|----|----|-----|
| | | | | | | |
| ZD1 | H8 | H19 | DD | H6 | TH | H13 |
| 2x | 4x | 6x | 3x | 3x | 4x | 4x |

**VI**

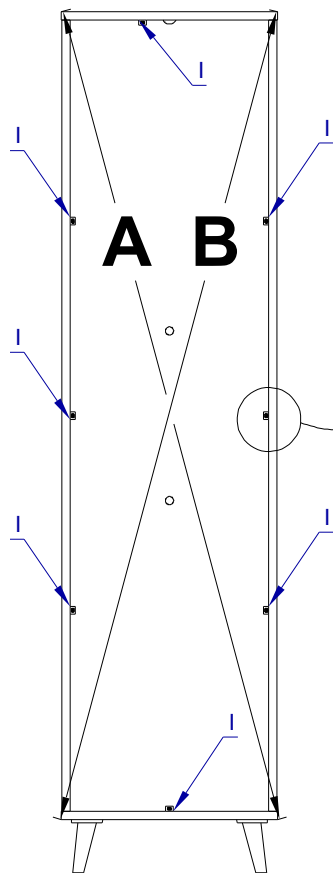
VII



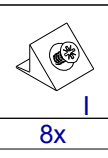
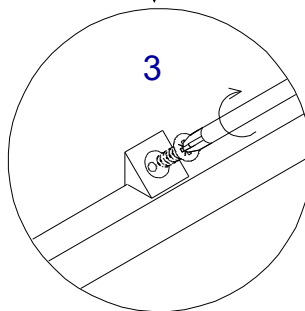
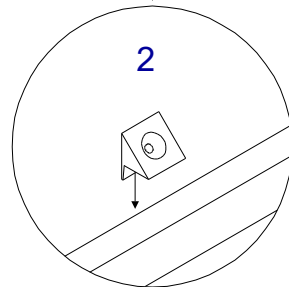
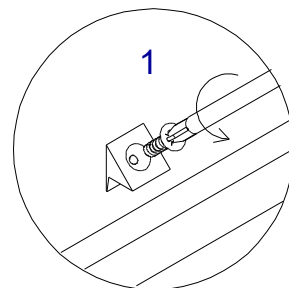
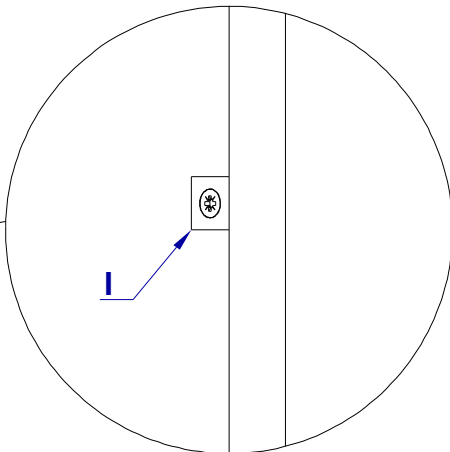
VIII



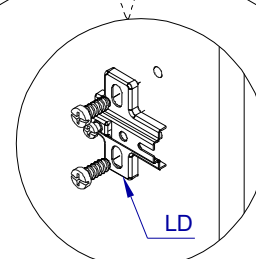
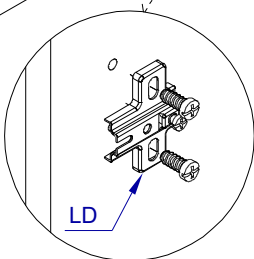
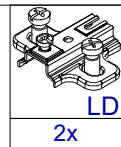
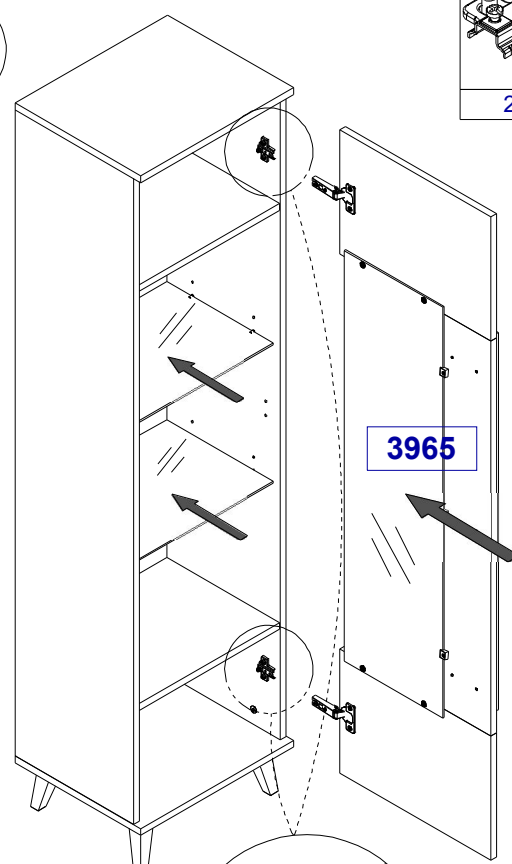
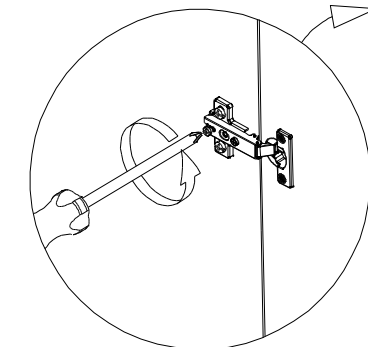
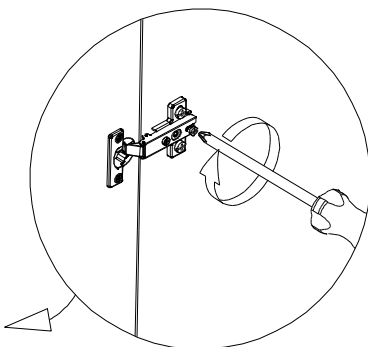
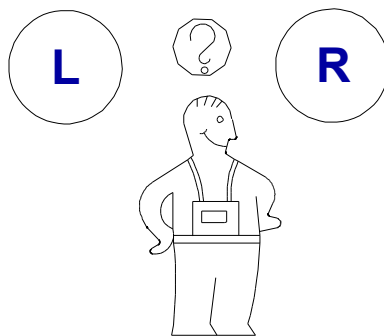
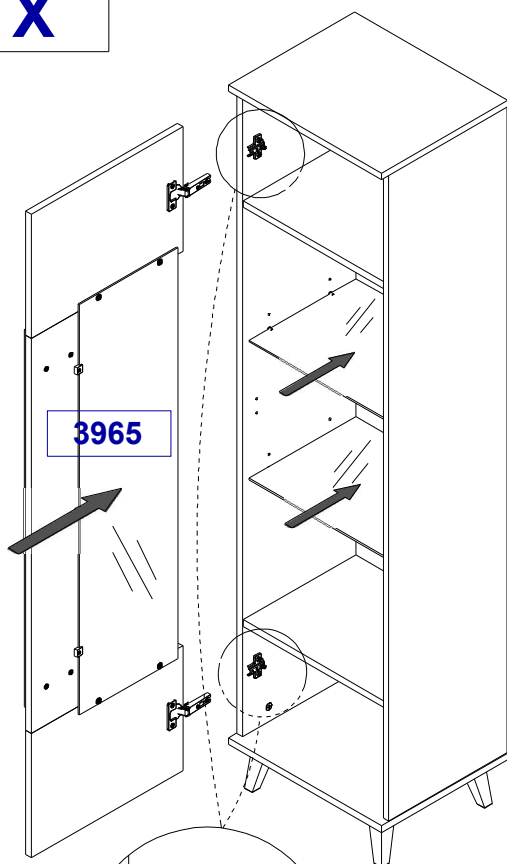
IX




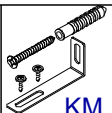
A = B

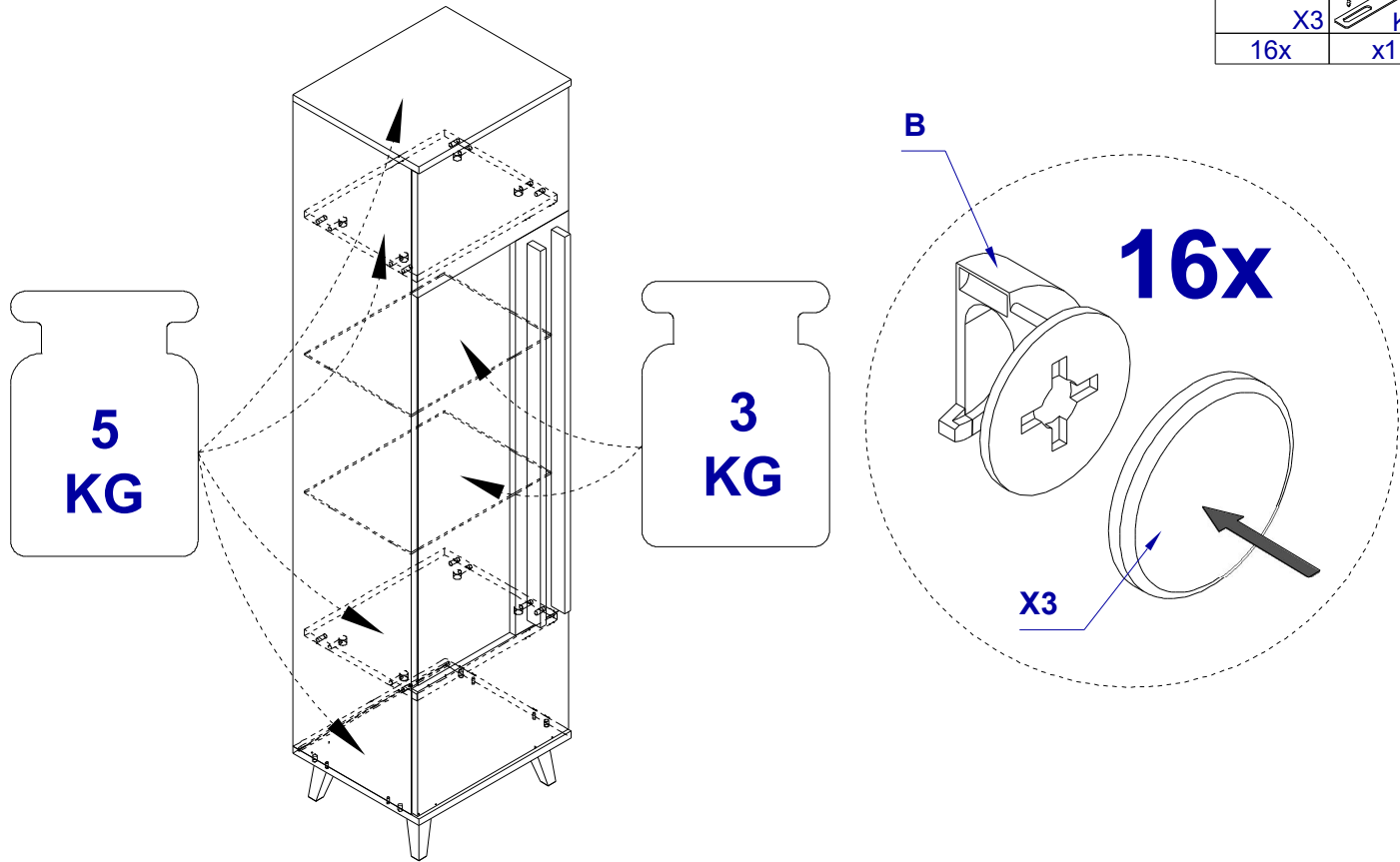


X

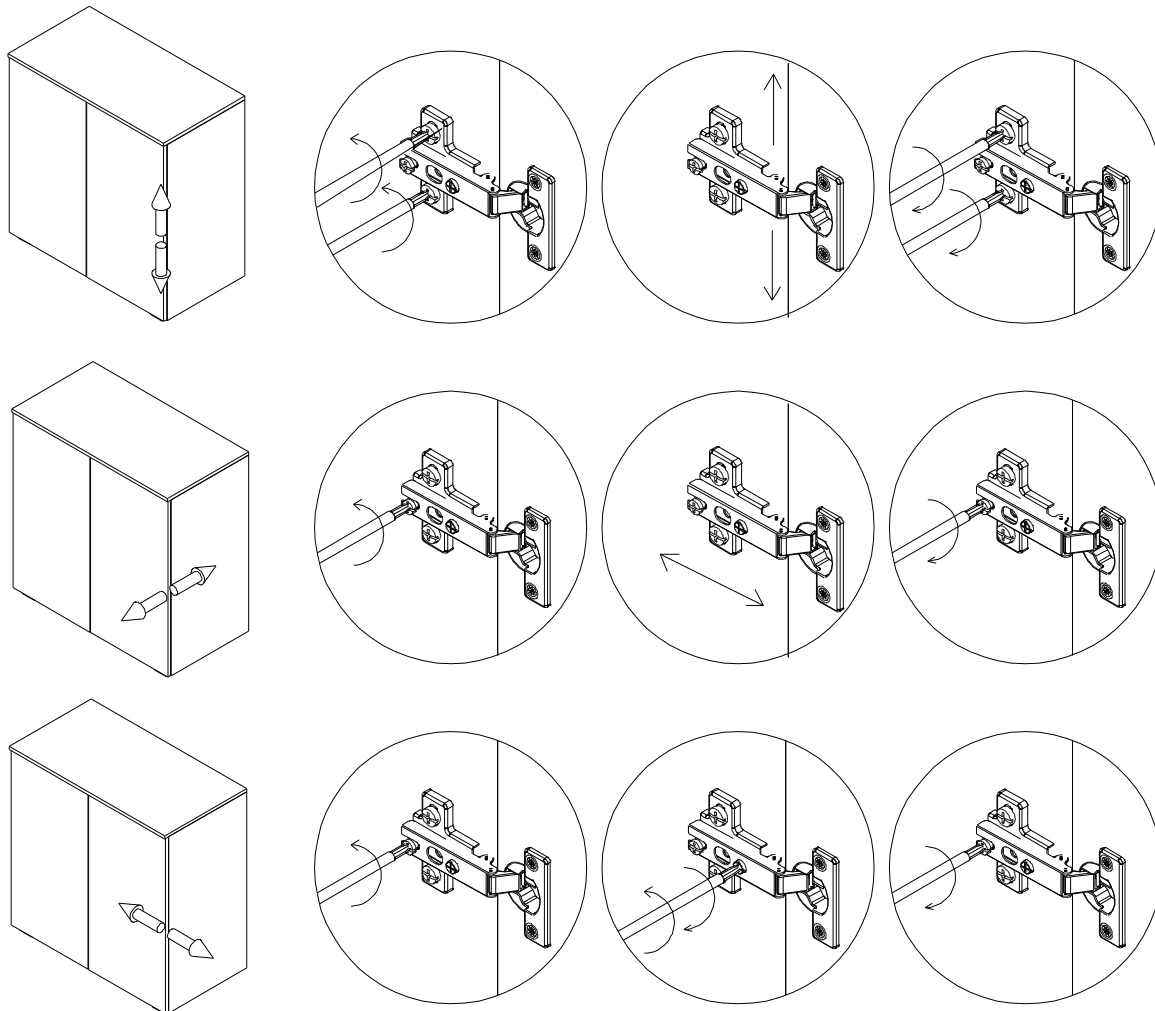


XI

| | |
|--|--|
|  |  |
| X3 | KM |
| 16x | x1 |



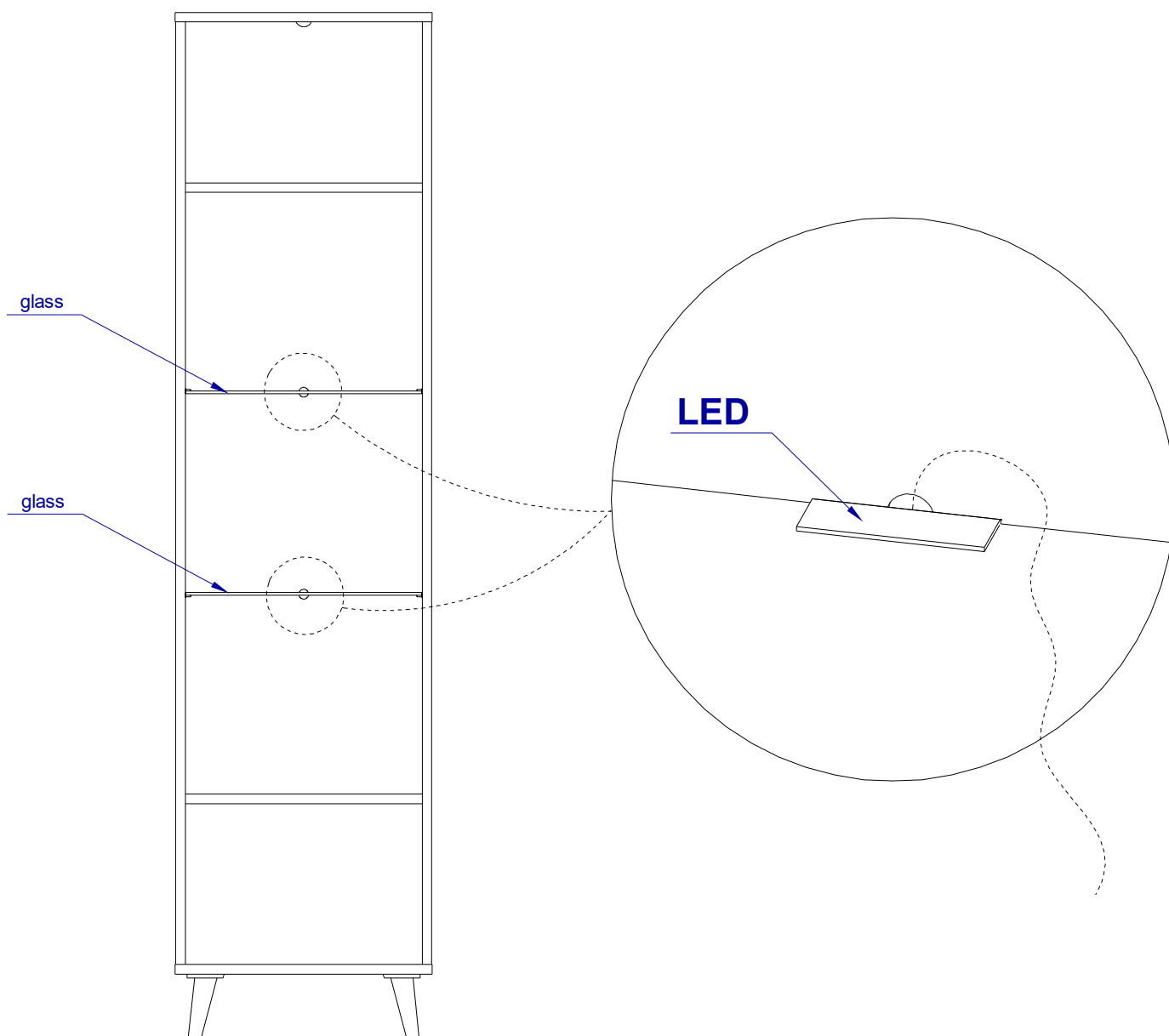
XII



**Uwaga . Upozornini . Achtung . Attention . Caution . Figyelem
 Attenzione . Opgelet . Внимание . Atentie . Upozornenie . Dikkat
 . Uppmärksamhet . Pozor . Pa žnja**



| | |
|------------|---|
| PL | Załączony zestaw montażowy do zamocowania artykułu do ściany (kołki, wkręty, haki itp.), przeznaczony jest wyłącznie do montażu artykułu na ścianach wykonanych z cegły lub betonu. Przy montażu artykułu na ścianie wykonanej z innych materiałów, należy zastosować odpowiednie do niej zamocowania. W razie wątpliwości prosimy zasięgnąć porady fachowca. Uwaga: Mocowanie mebla do ściany mogą przeprowadzić wyłącznie wykwalifikowane osoby, z uwagi na zastosowanie odpowiednio dopasowanych kołków do rodzaju ściany. |
| CZ | Příložený materiál pro montáž na stěnu (hmoždinky a šrouby) je vhodný jen pro pevné zdivo (např. betonové nebo cihlové stěny). Pro jiné skladby stěn budou případně nutné speciální hmoždinky a jiné šrouby. Porad'te se případně s odborníkem. Pozor: Montáž nábytku na stěnu musí provést odborník, protože k montáži na stěnu jsou zapotřebí upravené hmoždinky. |
| D | Das beigefügte Wandbefestigungsmaterial (Dübel und Schrauben) eignet sich nur für festes Mauerwerk (zB. Beton- oder Ziegelwände) . Für andere Wandaufbauten sind eventuell Spezialdübel und andere Schrauben notwendig. Ziehen Sie gegebenenfalls eine Fachkraft zurate. Achtung: Die Befestigung des Möbelstückes an der Wand muss von einer fachkundigen Person vorgenommen werden da für die Montage an die Wand angepasste Dübel erforderlich sind. |
| GB | The enclosed wall mounting materials (dowels and screws) are only suitable for solid masonry (e . g. concrete or brick walls) . Special dowels and other screws may be necessary for other wall constructions. If necessary, please consult a qualified professional. Attention: A qualified professional is required when mounting furniture to the wall since dowels corresponding to the wall are required for this. |
| F | Le matériel de fixation murale fourni (chevilles et vis) convient uniquement a des murs solides (.p.ex. murs en béton ou en briques) Pour les autres constructions de murs, il faut éventuellement des chevilles spéciales et d'autres vis. Faites-vous conseiller par un spécialiste. Attention : La fixation du meuble contre le mur doit être effectuée par une personne compétente car, pour le montage mural, il faut utiliser des chevilles adaptées. |
| HU | A mellékelt fali rögzítőkészlet (tipli es csavarok) csak tömött falazatban (pi. betonfalban teglafalban) hasznalható . Mas faltípusokhoz speciális tiplire es csavarra lesz szükség. Szükség esetén kerje ki egy szakember véleményét Figyelem : A butorelemek falra rögzíteset szakembernek kell vegéznie, mert a rögzíteshez megfelelő tiplit kell használni |
| I | I materiali di fissaggio allegati (tasselli e viti) sono adatti solo ai muri compatti (ad .edi calcestruzzo o mattoni). Per altri tipi di pareti e probabile Che occorrono tasselli speciali e altre tipologie di viti. Richiedere eventualmente il consiglio di un esperto. Attenzione: Il fissaggio del mobile alla parete deve essere eseguito da persone esperte, dato ehe occorrono tasselli adeguati Het bijgeleverde bevestigingsmateriaal (pluggen en schroeven) is geschikt voor vaste muren (betonnen of bakstenen muren). |
| NL | Voor andere muurconstructies zijn eventueel speciale pluggen en andere schroeven nodig. Raadpleeg indien nodig een specialist. Opgelet: een specialist dient het product aan de muur te bevestigen om te bepalen welk bevestigingsmateriaal gebruikt moet worden. |
| RU | Входящий в комплект поставки материал для крепления на стене (дюбели и болты) предназначен только для прочных каменных стен (например, бетонных или кирпичных). Для других типов стен используйте по мере необходимости специальные дюбели и другие болты. По мере необходимости обратитесь за помощью к специалистам. Внимание: Поскольку для монтажа на стене необходимо использовать специальные дюбели, мебель должна быть закреплена на стене квалифицированным персоналом. |
| RO | Înainte de suspendarea unei piese de mobilier sau atarea acestuia la perete (pentru a preveni bascularea), verificați în prealabil tipul și gradul de rezistență a peretelui. Montați diblurile și șuruburile adecvate pentru tipul de perete. În caz de îndoieli, consultați un specialist. Instalarea trebuie să fie efectuată de către o persoană competentă. ATENȚIE!!! Dacă un produs este livrat împreună cu dibluri cu șuruburi, înseamnă că este proiectat sunt proiectate exclusiv pentru pereți realizați din materiale solide și omogene. |
| SK | Příložený materiál pro upevnenie na stenu (hmoždinky a skrutky) je vhodný jen pre pevné murivo (např. betonové alebo tehlové steny). Pre iné steny su potrebné príj. nutné speciální hmoždinky a jiné šrouby. Porad'te se případně s odborníkem. Pozor: Montáž nábytku na stěnu musí provést odborník, protože k montáži na stěnu jsou zapotřebí upravené hmoždinky. |
| TR | Teslimat kapsamındaki duvar tipi sabitleme materyali (dübel ve vidalar) sadece beton ve tuğla duvarları gibi sağlam duvar yapıları için uygundur. Başka duvar yapıları için özel dübeller veya başka vidalar gerekli olabilir. Gerekirse bir uzmandan yardım alınız. Dikkat: Mobilya parçasının duvara sabitlenmesi, duvar montajı için özel uyarlanmış dübeller gerektirdiğinden bu iş sadece bu konuda uzman bir kişi tarafından gerçekleştirilmelidir. |
| SE | Den medföljande monteringssetsen för att fästa artikeln på väggen (pluggar, skruvar, krokar, etc.) är endast avsedd för montering av artikeln på väggar av tegel eller betong. Vid montering av artikeln på en vägg gjord av andra material måste lämpliga fästelement användas. Om du är osäker, sök professionell rådgivning. Obs: Möbelen kan endast fästas på väggen av kvalificerade personer, på grund av användningen av stift som är lämpligt anpassade till väggtypen. |
| HR | Priloženi montažni set za pričvršćivanje artikla na zid (tipke, vijci, kuke itd.) namijenjen je samo za montažu artikla na zidove od cigle ili betona. Prilikom montaže artikla na zid od drugih materijala moraju se koristiti odgovarajući pričvršćni elementi. Ako ste u nedoumici, molimo potražite stručni savjet. Napomena: Namještaj mogu pričvrstiti na zid samo kvalificirane osobe, zbog upotrebe klinova koji odgovaraju tipu zida. |
| SLO | Pred montažo pohištvu na steno ali pritrditve le-tega k steni (v cilju preprečitve, da se ne prevrne) prej preverite vrsto in močnost stene. Izberite vložke in vijake, ki odgovarajo stene. V primeru dvomov se posvetujte s specialistom. Montažo sme opraviti izključno ustrezno kvalificirana oseba. POZOR!!! Če so kizdelku priloženi razporni vložki z vijaki, so le-ti namenjeni samo in izključno za montažo na stene, izdelane iz masivnih in homogenih materialov. |



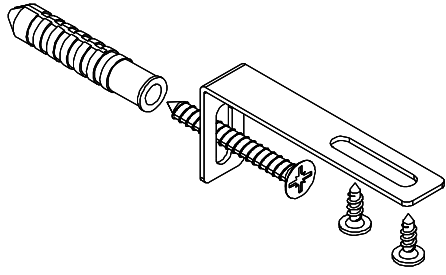
- PL Uwaga: Punkt mocowania opcjonalnego oświetlenia
- CZ Poznámka: Připojovací bod pro volitelné osvětlení
- D Hinweis: Befestigungspunkt für optionale Beleuchtung
- GB Note: Attachment point for optional lighting
- F Remarque: point de fixation pour éclairage optionnel
- HU Megjegyzés: Az opcionális világítás rögzítési pontja
- I Nota: punto di attacco per illuminazione opzionale
- NL Opmerking: bevestigingspunt voor optionele verlichting

- RO Notă: Punct de ataşare pentru iluminatul opţional
- SK Poznámka: Pripojovací bod pre voliteľné osvetlenie
- TR Not: İsteğe bağlı aydınlatma için bağlantı noktası
- SE Obs: Monteringspunkt för valfri belysning
- SLO Opomba: Montažna točka za dodatno razsvetljavo
- HR Napomena: Montažna točka za opcijnsko osvjetljenje
- RU Примечание: точка крепления для дополнительного освещения

1

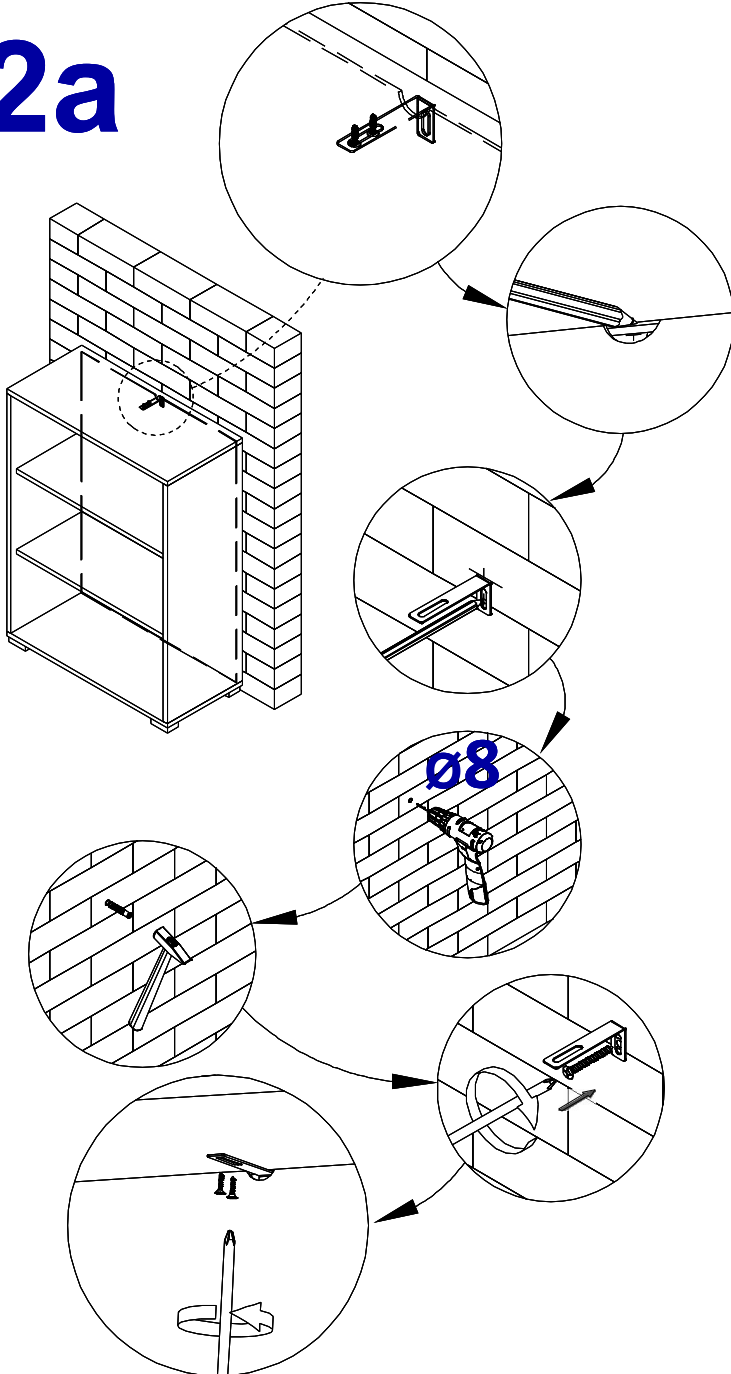


Uwaga . Upozornini. Achtung . Attention . Caution . Firyelem . Attenzione .
 Orgelet . внимание . Atentie . Upozornenie . Dikkat . Uppmärksamhet .
 Uppmärksamhet . Pozor . Pažnja



| | | | |
|------------|---|------------|---|
| PL | Mocowanie dościany jest jednocześnie zabezpieczeniem przed przewróceniem - koniecznie zamontować do niektórych rodzajów ścian koniecznie zastosować specjalne kołki mocujące. | I | li fissaggio alla parete serve da protezione anti-ribaltamento - attaccarla assolutamente! Per alcune strutture di parete può essere necessario un tassello speciale! |
| CZ | Montáž na stěnu slouží jako ochrana proti převrnutí - bezpodmínečně umísťte! U některých typů stěn může být zapotřebí speciální hmoždinka! | NL | Bevestiging aan de muur dient als kantelbescherming - zeker vast bevestigen! Bij enkele muurtypes is een speciale plug misschien vereist! |
| D | Wandbefestigung dient als Kippschutz - unbedingt anbringen! Bei einigen Wandtypen kann ein Spezialanker erforderlich sein! | R U | Крепление к стене также является защитой от опрокидывания - обязательно установите! Для некоторых типов стен необходимо использовать специальные крепежные штифты. |
| GB | The wall fastening serves to prevent tipping - be absolutely sure to mount it! For certain wall types, a special wall plug may be necessary! | RO | Sistemul de fixare la perete serve ca protectie la rastumare - de montat obligatoriu! Pentru unele tipuri de pereți esie posibil să fie necesar un diblu special! |
| F | La fixation murale sert de protection contre le basculement - installer impérativement ! Pour certains types de murs il faut des chevilles spéciales ! | S K | Upevnenie na stenu slúži ako ochrana prali prevráteniu - bezpodmínečne použite! Pre niektoré druhy stien môže byť potrebná špeciálna hmoždinka! |
| H U | A termelőt a falhoz keigziteni, kilónben az felborulhat! Egyes fal típusokál speciális tiplít kell használni | TR | Duvardaki sabitleme, devrilmeye karşı emniyet tedbiridir ve mutlaka monte edilmelidir! Bazi duvar tiplerinde burum i özel bir dübel gerekli olabilir! |
| SE | Att fästa den på väggen är också ett skydd mot att välta - se till att installera det! För vissa typer av väggar är det nödvändigt att använda speciella monteringsstift. | SLO | Pritrđitev na steno je tudi zašita pred prevrnitvijo - obvezno jo namestite! Za nekatere vrste sten je treba uporabiti posebne pritrđilne zahte. |
| H R | Privrtšćivanje na zid je ujedno i zaštita od prevrtanja - obavezno ga postavite! Za neke vrste zidova potrebno je koristiti posebne pörvsne igle. | | |

2a



2b

