# LORENZ

# 67

## LKZ 42416 / 75033

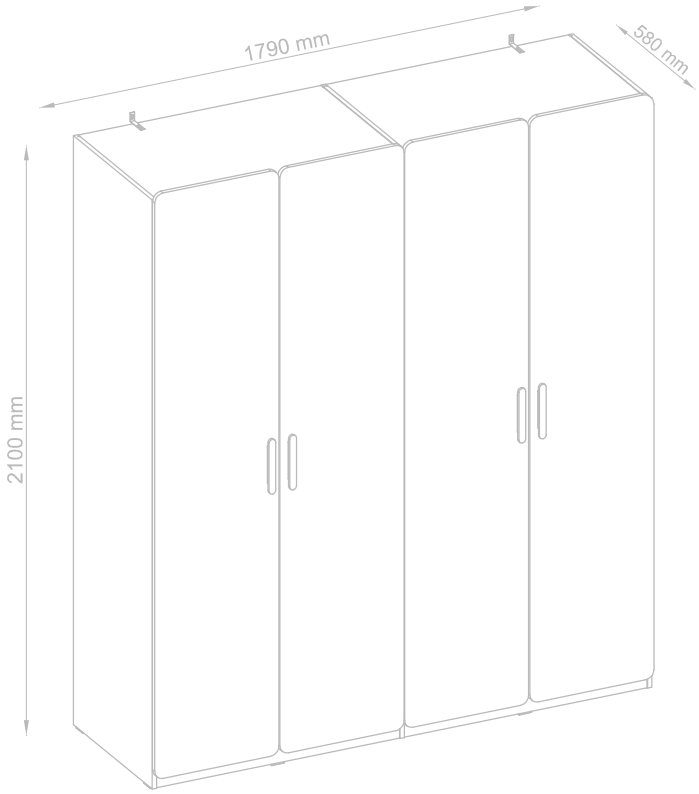


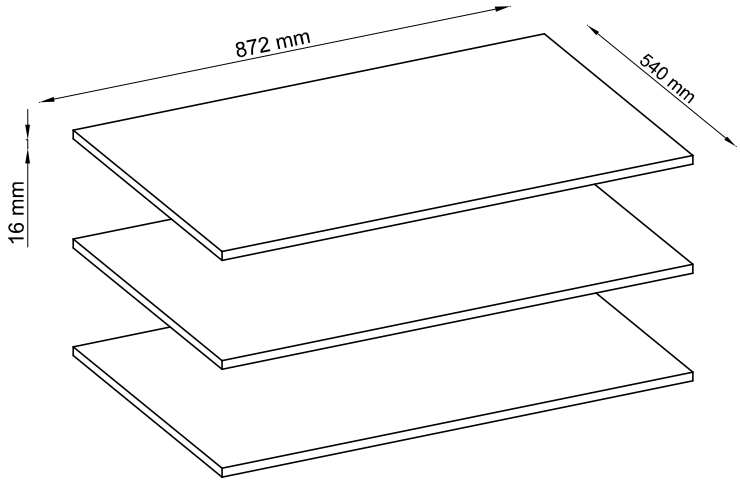


| | | | | | |
|---|---|---|---|---|---|
| D | **Montageanleitung** Regale >Lorenz< | GB | **Assembly instrutions** Shelves >Lorenz< | SRB | **Упутства за инсталацију** Полице >Lorenz< |
| FR | **Notice de montage** Étagères >Lorenz< | IT | **Intruzioni di montaggio** Scaffali >Lorenz< | HR | **Upute za instalaciju** Police >Lorenz< |
| NL | **Handleiding voor de montage** Planken >Lorenz< | PL | **Instrukcja montażu** Półki >Lorenz< | SL | **Návod na montaž** Police >Lorenz< |
| CZ | **Montážni návod** Police >Lorenz< | SK | **Návod na montáž** Poličky >Lorenz< | LT | **Surinkimo instrukcijos** Lentynos >Lorenz< |
| HU | **Szerelési útmutató** Polcok >Lorenz< | RO | **Instructiuni de montaj** Rafturi >Lorenz< | LV | **Montāžas instrukcija** Plaukti >Lorenz< |
| TR | **Montaj talinati** Raflar >Lorenz< | RU | **Инструкция по монтажу** Полки >Lorenz< | EE | **Kokkupaneku juhised** Riiulid >Lorenz< |
| ES | **Instrucciones de montaje** Estantes >Lorenz< | PT | **Instruções de montagem** Prateleiras >Lorenz< | | |



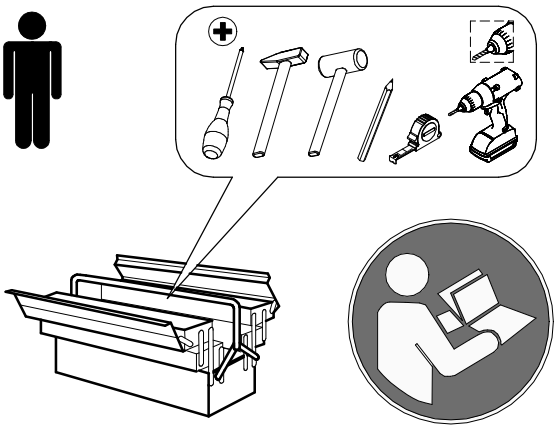

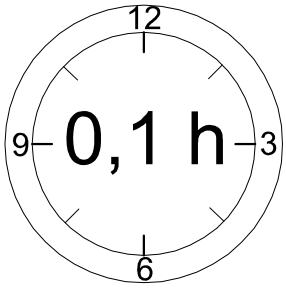


FR DONNEZ OU RECYCLEZ ASSOCIATION OU MAGASIN OU LIVRAISON OU DÉCHÈTERIE
Adresses sur quefairedemesdechets.fr

*267907*

**D-**Ziehen Sie alle Schrauben sowie tragende Verbindungsteile nach ca. 5 Wochen nach, um einedauerhafte Standsicherheit zu gewährleisten.
**GB-**After approx. 5 weeks, tighten all screws and load-bearing connecting parts to ensure permanentstability.
**FR-**Resserrez toutes les vis ainsi que les pièces de fixation au bout d'environ 5 semaines pour garan-tir une sécurité de fixation durable.
**IT-** Ristringere tutte le viti e giunture dopo ca. 5 settimane, al fine di garantire una durevole solidità.
**NL-**Draai alle schroeven en ook dragende verbindingsstukken na ca. 5 weken nog eens vast, zodateen continue stabiliteit wordt gegarandeerd.
**PL-**Prosimy po ok. 5 tygodniach dokręcić wszystkie śruby i elementy łączeniowe. Zagwarantuje toPaństwu trwałość i stabilność połączeń.
**CZ-** Dotáhněte všechny šrouby a nosné spojovací díly přibližně po 5 týdnech, aby se zaručila trvalástabilita.
**SK-**Po cca 5 týždňoch dotiahnite skrutky, aby bola zaručená ich trvalá stabilita.
**HU-**Húzza utána - kb. 5 hét múlva - az összes csavart és a teherhordó összekötő-alkatrészeket abiztonság érdekben.
**RO-**Pentru a asigura o stabilitate de durată, strângeţi după cca. 5 săptămâni toate şuruburile, precumşi toate elementele portante de legătură.
**TR-**Tüm vida ve taşıyıcı bağlantı parçalarını kalıcı bir duruş güvenliğini sağlamak için yaklaşık 5 haftasonra tekrar sıkınız.
**RU -** Подкрутите все болты, а также несущие соединительные детали прибл. через 5 недельдля обеспечения устойчивости в течение длительного времени.
**SRB -** Молим вас после акрокса. 5 недеља затегните све шрафове и причвршћиваче. То ће вам гарантовати трајност и стабилност веза.
**HR -** Molim vas, nakon cca. 5 tjedana zategnite sve vijke i pričvršćivače. To će vam jamčiti trajnost i stabilnost priključaka.
**SL -** Pýtame sa po cca. 5 týždňov utiahnite všetky skrutky a upevňovacie prvky. To zaručuje trvanlivosť a stabilitu spojov.
**LT -** Mes prašome po maždaug. 5 savaites priveržkite visus varžtus ir tvirtinimo detales. Taip užtikrinamas jungčių patvarumas ir stabilumas.
**LV -** Mēs lūdzam pēc apm. 5 nedēļas, pievelciet visas skrūves un stiprinājumus. Tas garantē savienojumu izturību un stabilitāti.
**EE -** Küsime pärast ca. 5 nädalat, pingutage kõiki kruvisid ja kinnitusi. See tagab ühenduste vastupidavuse ja stabiilsuse.
**ES -** Apriete todos los tornillos y elementos de conexión después de aprox. 5 semanas. Esto le garantizará la durabilidad y estabilidad de sus conexiones.
**PT -** Aperte todos os parafusos e elementos de ligação após aprox. 5 semanas. Isto garantirá a durabilidade e a estabilidade das suas ligações.



**D** Bitte nur mit einem Staubtuch oder leicht feuchtem Lappen reinigen. Keine scheuernden Putzmit-tel verwenden.
**GB** Please only clean with a duster or a damp cloth. Do no use any abrasive cleaners.
**FR** Veuillez nettoyer uniquement avec un chiffon à poussière ou un chiffon légèrement humide. Nepas utiliser de détergent abrasif.
**IT** Si raccomanda di pulire solo con un panno per la polvere o uno strofinaccio umido. Non utilizzaredetergenti abrasivi.
**NL** Reinig alleen met een stofdoek of een lichtjes vochtige doek. Gebruik geen schurende poetsmid-delen.
**PL** Czyszczenie należy wykonać wyłącznie za pomocą ściereczki lub lekko nawilżonego ręcznika.Nie stosować środków czyszczących do szorowania.
**CZ** Čistěte prosím jen prachovkou nebo lehce navlhčeným hadrem. Nepoužívejte drhnoucí čisticíprostředky.
**SK** Na čistenie používajte len prachovku alebo zľahka navlhčenú utierku. Nepoužívajte žiadnedrhnúce čistiace prostriedky.
**HU** Kérjük, csak portörlő kendővel vagy enyhén nedves ronggyal tisztítsa. Ne használjon dörzshatásútisztítószert.
**RO** Vă rugăm să utilizaţi la curăţare exclusiv o cârpă de şters praful sau o cârpă uşor umezită. Nuutilizaţi substanţe de curăţat abrazive.
**TR** Lütfen sadece bir toz beziyle veya hafif nemli yumuşak bir bezle siliniz. Aşındırıcı temizlik malze-meleri kullanmayınız.
**RU** Для чистки используйте, пожалуйста, тряпку для пыли или слегка влажную ветошь. Неиспользовать абразивные чистящие средства.
**SBR** Чишћење треба обавити само крпом или благо влажним пешкиром. Немојте користити средство за чишћење рибања.
**HR** Čišćenje treba obaviti samo krpom ili blago navlaženim ručnikom. Ne koristite sredstva za čišćenje ribanja.
**SL** Čistenie by sa malo vykonávať len handričkou alebo ľahko navlhčeným uterákom. Nepoužívajte čistiace prostriedky na drhnutie.
**LT** Valyti galima tik šluoste arba lengvai sudrėkintu rankšluosčiu. Nenaudokite šveičiamųjų valiklių.
**LV** Tīrīšana jāveic tikai ar drānu vai viegli samitrinātu dvieli. Neizmantojiet tīrīšanas līdzekļus.
**EE** Puhastada tohib ainult lapiga või kergelt niisutatud rätikuga. Ärge kasutage puhastusvahendeid.
**PT** A limpeza deve ser feita apenas com um pano ou toalha ligeiramente húmida. Não utilize produtos de limpeza abrasivos.
**ES** La limpieza debe realizarse únicamente con un paño o toalla ligeramente húmedo. No utilice agentes de limpieza abrasivos.

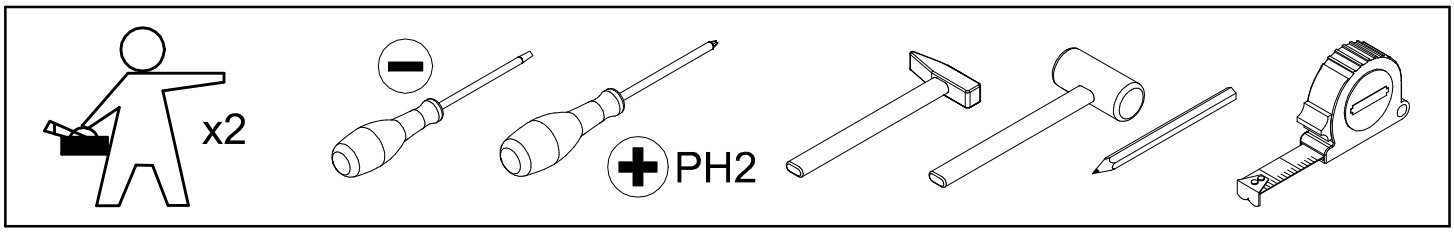
x2
PH2

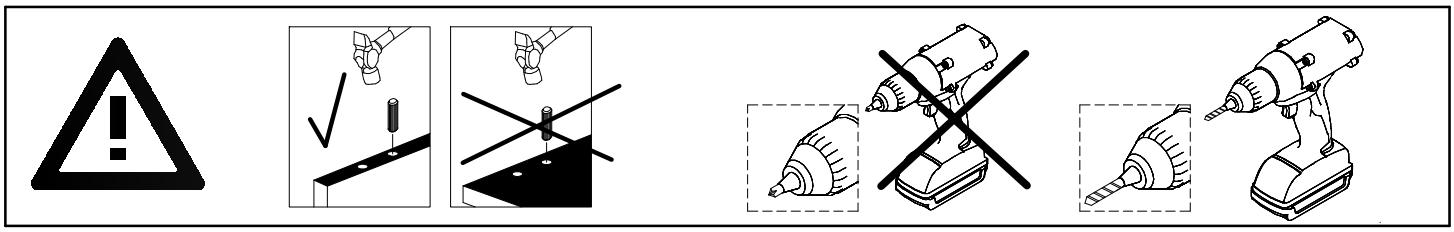

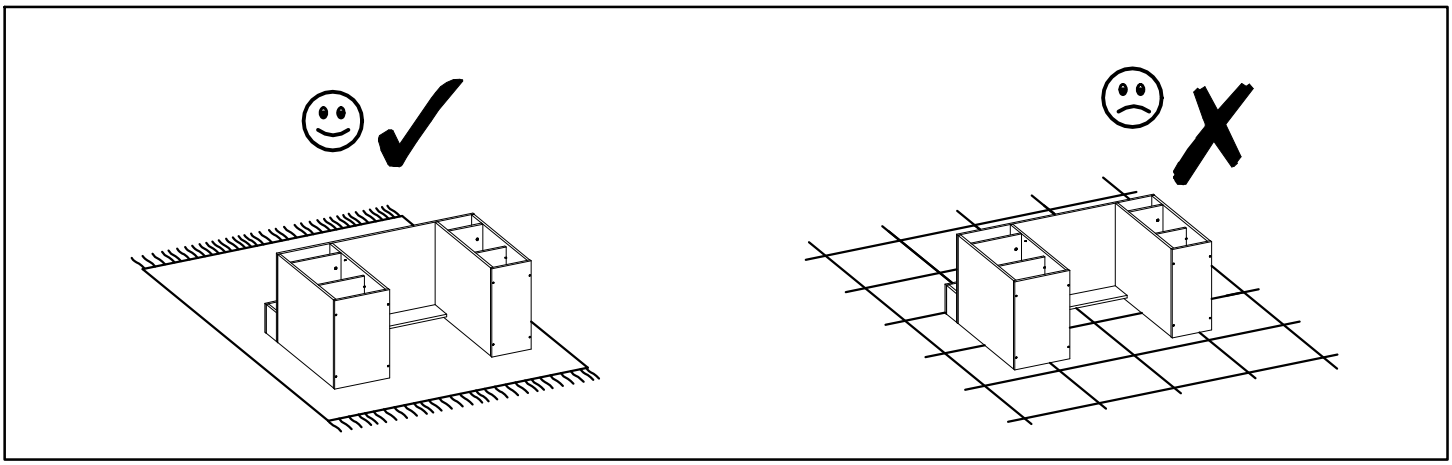

max

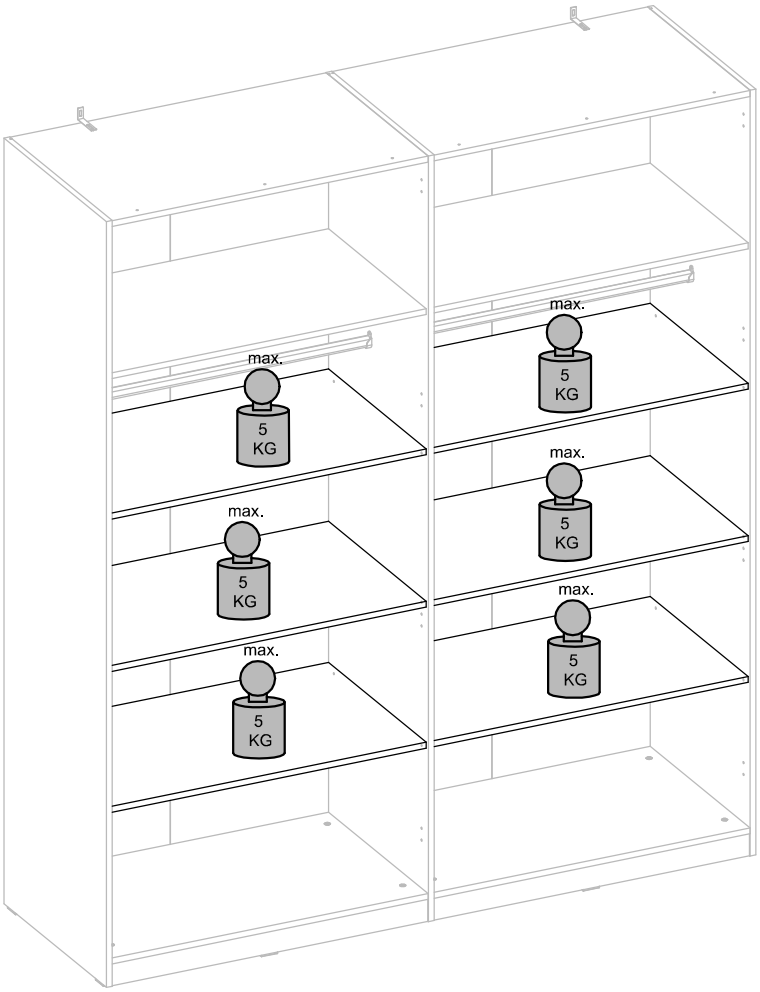
max.
5
KG
max.
5
KG
max.
5
KG
max.
5
KG
max.
5
KG
max.
5
KG

# Service · Assistenza · Dienstverlening · Serwis
# Servis · Szerviz · Сервисная спужъа · Сервис · Serwis · Servis

| | |
|---|---|
| Name · Nom · Nome · Naam · Nazwa · Jméno · Názov · Név · Denumire · Isim · Название | Lorenz |
| Typ · Type · Tip · Típus · Tipo · Тип | 67 |

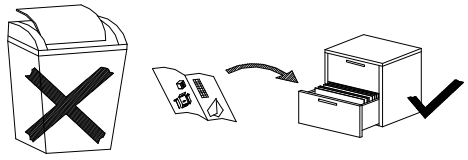

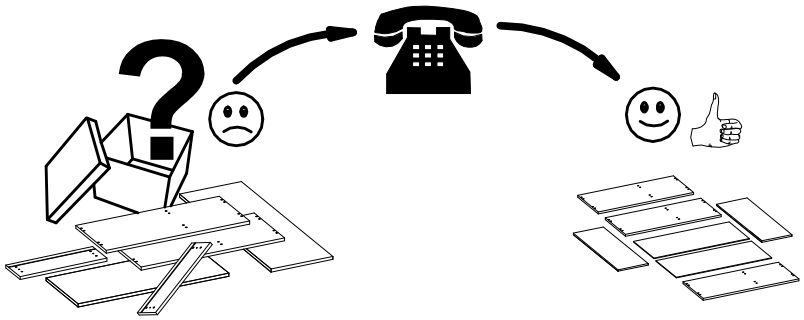

**E** Ø5x16 mm

x12

4017

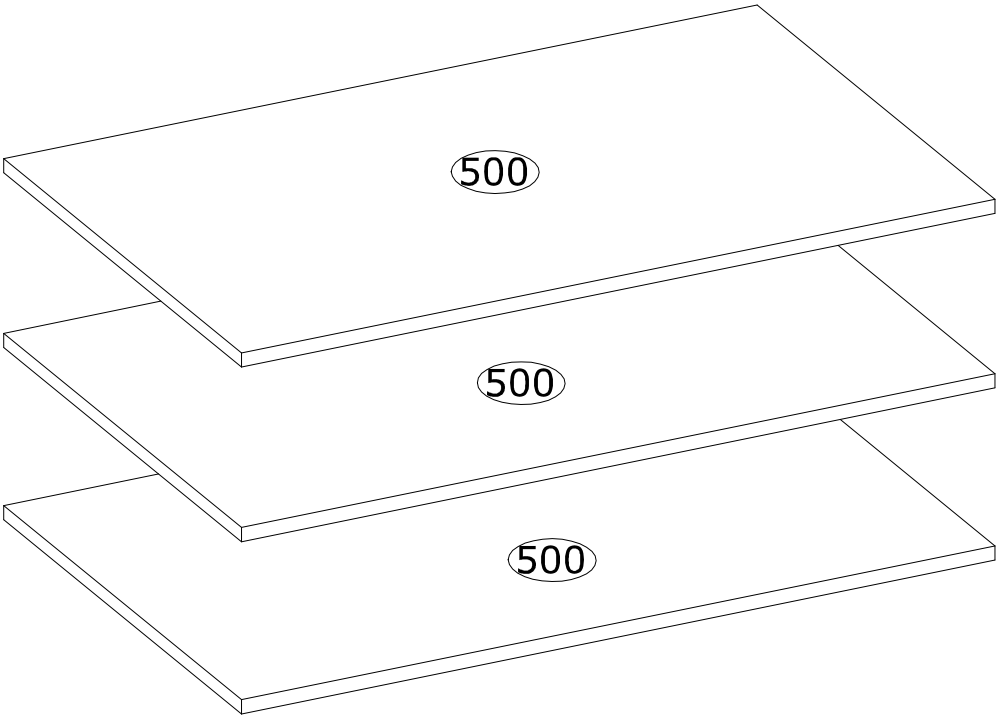

# 1

| | |
|---|---|
| E Ø5x16 mm x12 4017 | 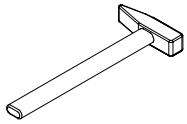 |

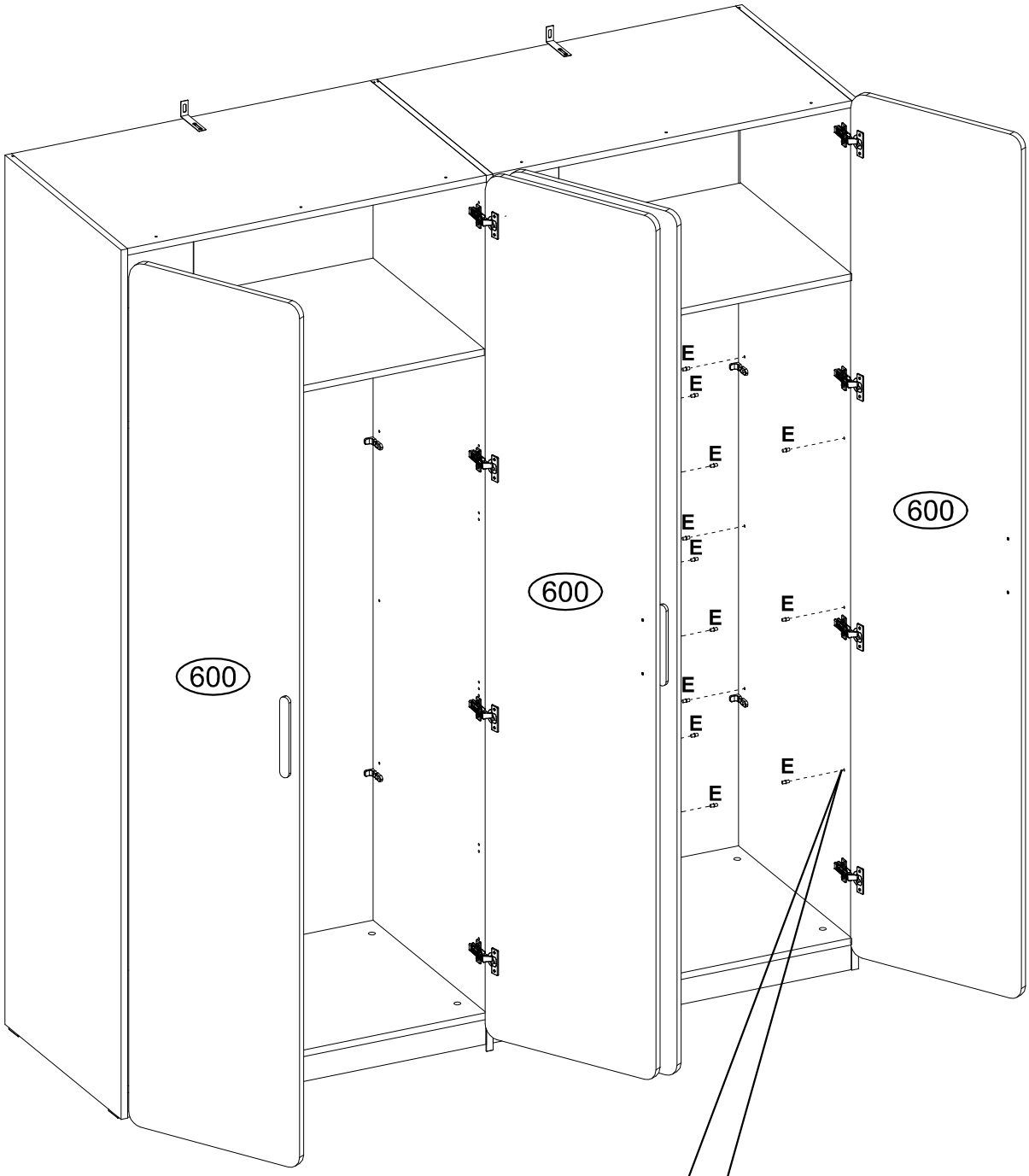


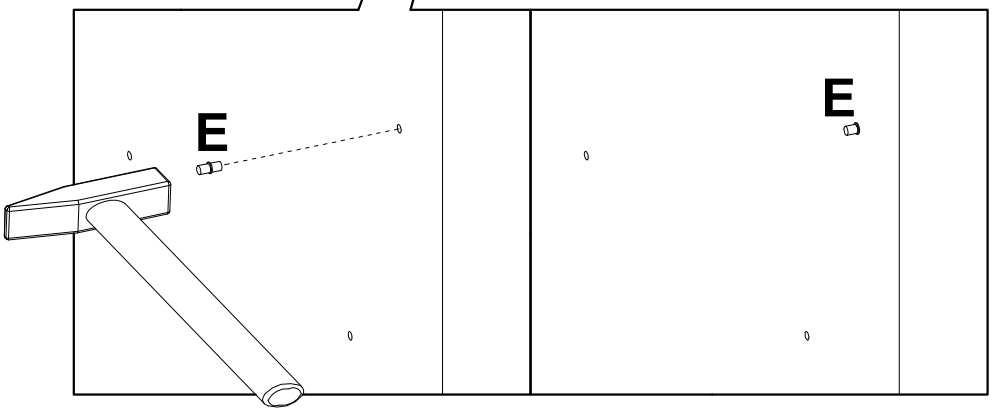

2

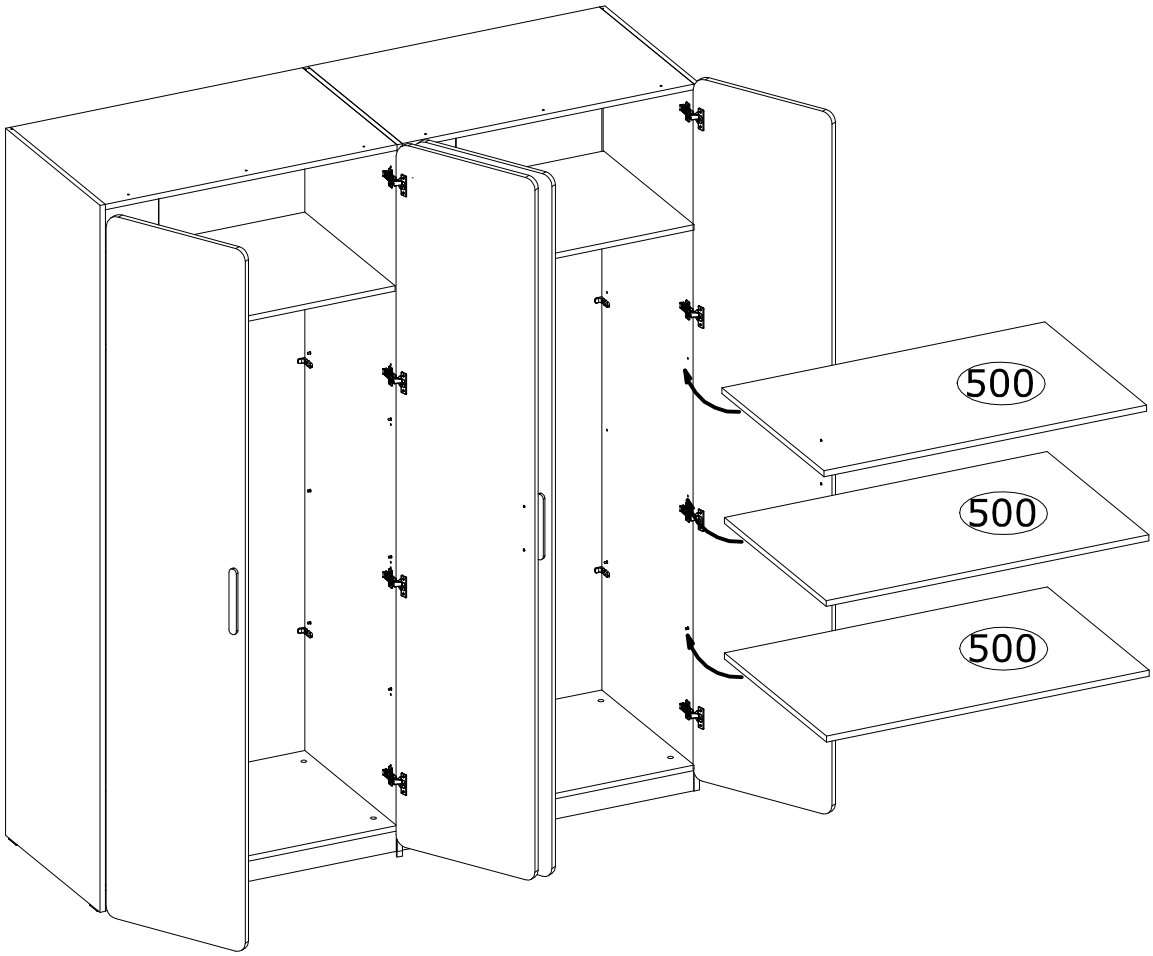

D Sicherheits- und Pflegehinweise

FR Conseils de sécurité et d'entretien

NL Veiligheids- en onderhoudstips

CZ Tipy pro bezpečnost a údržbu

HU Biztonsági és karbantartási tanácsok

TR Güvenlik ve bakım ipuçları

ES Instruções de segurança e manutenção

SRB Савети за безбедност и одржавање

SL Nasveti za varnost in vzdrževanje

LV Drošības un apkopes padomi

GB Safety and maintenance tips

IT Consigli per la sicurezza e la manutenzione

PL Wskazówki dotyczące bezpieczeństwa i konserwacji

SK Tipy na bezpečnosť a údržbu

RO Sfaturi de siguranță și întreținere

RU Советы по безопасности и обслуживанию

PT Instruções de segurança e manutenção

HR Savjeti za sigurnost i održavanje

LT Saugos ir priežiūros patarimai
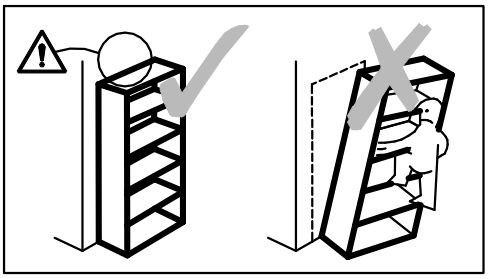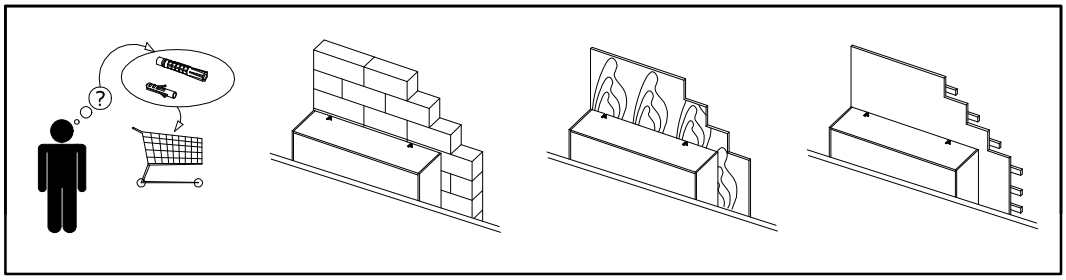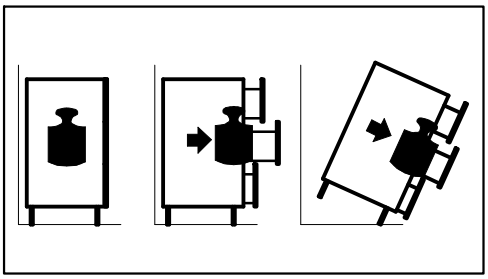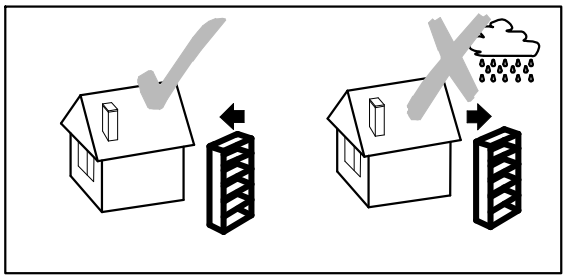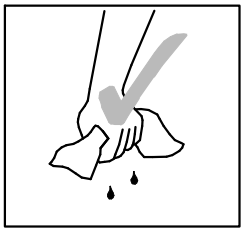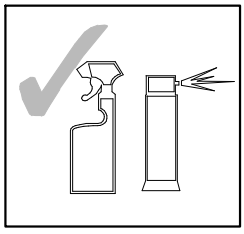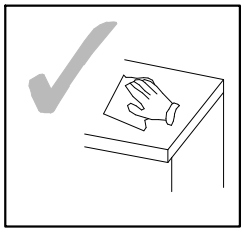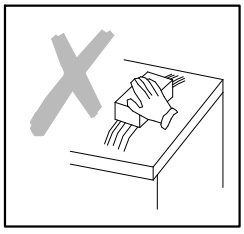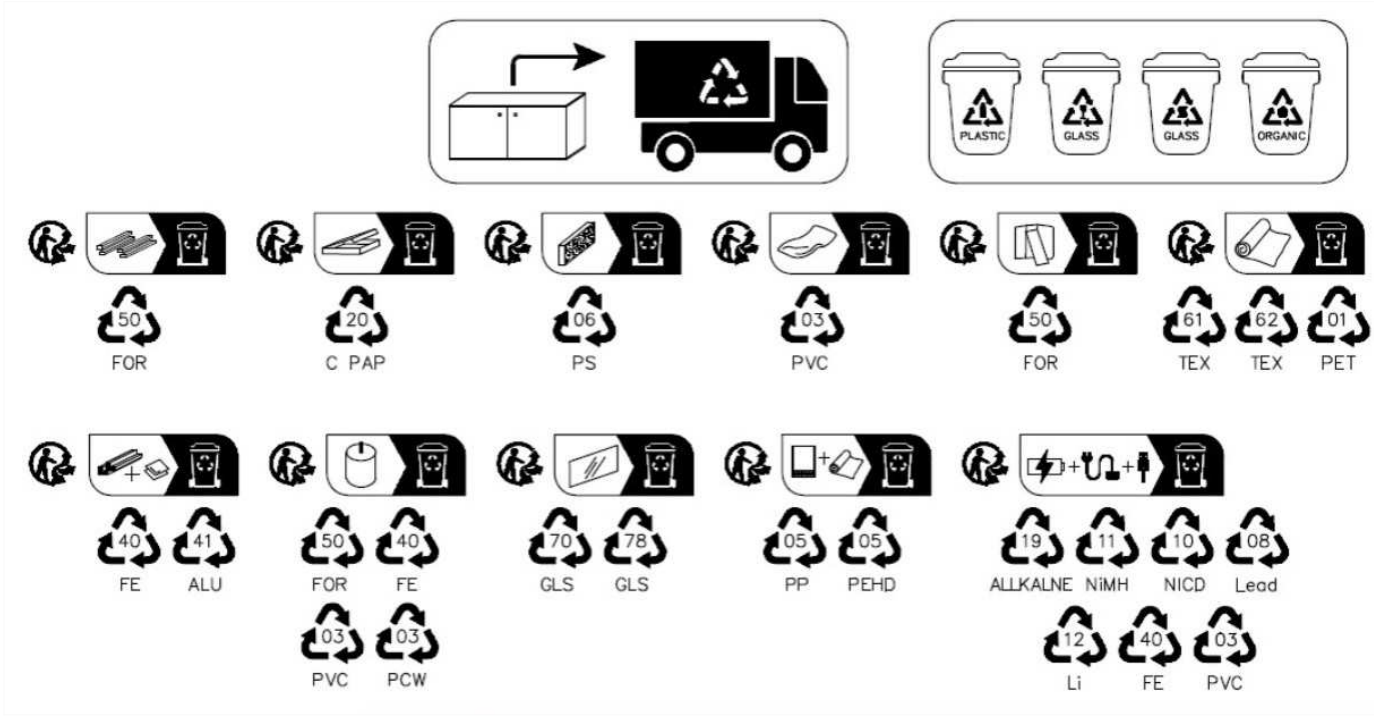
EE Ohutus- ja hooldusnõuanded